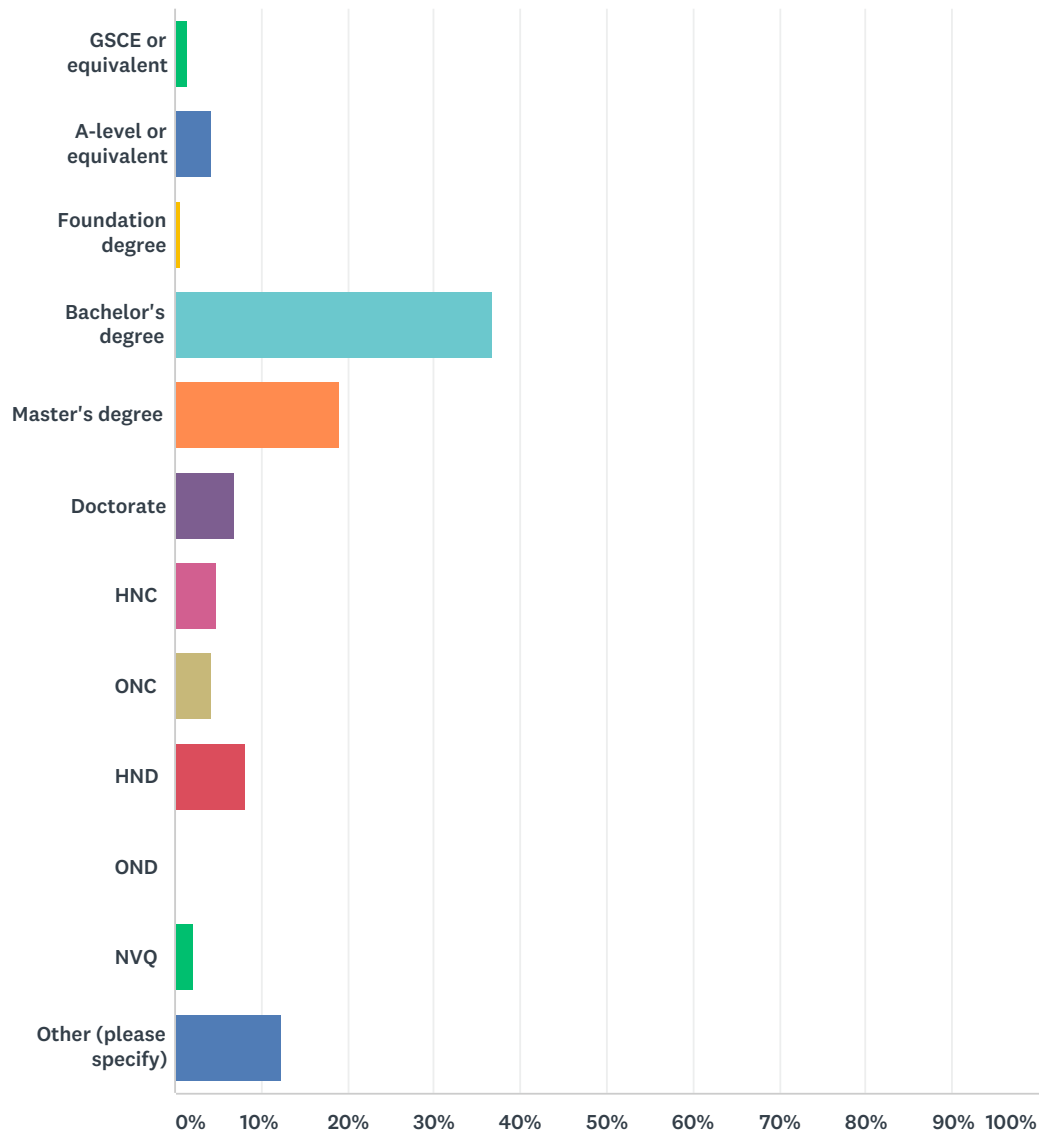


Q1 What is your highest academic qualification?

Answered: 147 Skipped: 1




ANSWER CHOICES	RESPONSES	
GSCE or equivalent	1.36%	2
A-level or equivalent	4.08%	6
Foundation degree	0.68%	1
Bachelor's degree	36.73%	54
Master's degree	19.05%	28
Doctorate	6.80%	10
HNC	4.76%	7
ONC	4.08%	6
HND	8.16%	12
OND	0.00%	0

ISTC Survey 2018

NVQ	2.04%	3
Other (please specify)	12.24%	18
TOTAL		147

Q2 What is the subject of your highest qualification?

Answered: 146 Skipped: 2



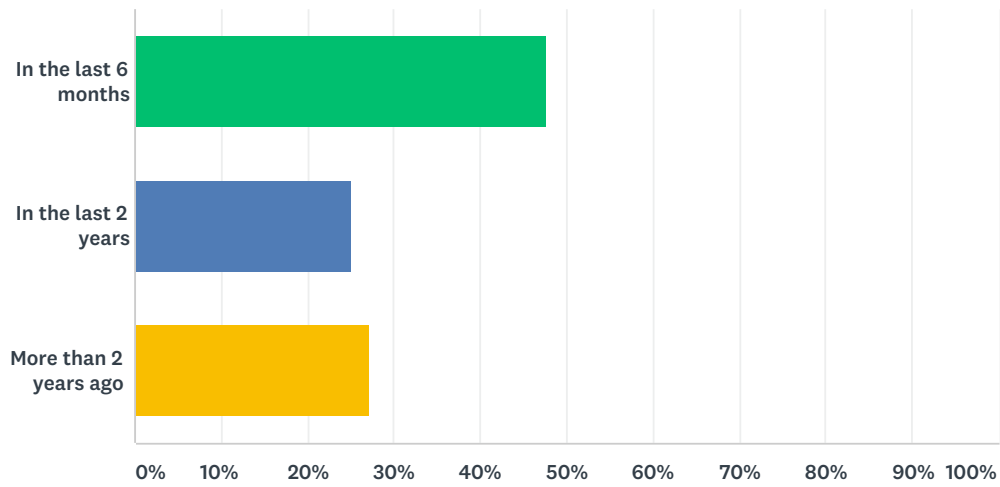
(1) Technical Communication (2) Online and Distance Education	1
Aeronautical Engineering	2
Air Traffic	1
Aircraft Engineering	2
Analysis and development of IT systems	1
Applied Chemistry	1
Automotive engineering and Design	1
BA (First Class) Modern Language Studies - Spanish, German, English; BSc IT & Computing	1
Biology, Chemistry, Maths	1
Business Management	1
Business Studies	4
Chemical Physics	1
Chemistry	5
Cognitive Semiotics	1
Communication	1
Computer Based Information Systems	1
Computer Programming and Technical Authorship	1
Computer Science	2
Computer Science & Psychology	1
Computer Studies	2
Computing	2
Computing and System Design	1
Creative Writing/Print Media Publishing	1
Education	1
Electrical engineering, Mechanical Engineering	1
electrical & electronic engineering	1
Electrical and Electronic Engineering	6
Electronic Engineering	3
Electronic Instructional Media	1
Electronics	1
Electronics and electrical engineering	1
Electronics and Telecommunications	1
Engineering	3
Engineering (Mechanical)	1
English	2
English & History	1
English and American Literature	1
English and German literature, History of Art	1
English and History	1
English and Philosophy	1
English Language	1
English Lit & History (Joint Hons)	1
English Lit & Sociology	1
English Literature	3
Environmental Engineering	1
Ergonomics and Human Factors	1
Geology	1
Geophysical Sciences	2

History	1
Human Computer Interaction	1
Informatics	1
Information & Library Studies	1
Information Analysis	1
Information Technology	2
Instrumentation and Analytical Science	1
Intermedia (Contemporary Art)	1
Journalism	1
Language (BA Hons)	1
Law	1
Leadership and Management`	1
Linguistics	1
MA Technical Communication, also MA Studies in Fiction	1
marine engineering	1
Mathematics	2
Maths/Physics	1
Mechanical Engineering	6
Modern Languages and IT	1
Multi	1
Multimedia	1
multiskilled engineering	1
NCAE (Silsoe) Postgrad Diploma in Farm Machinery design	1
Organisation Studies	1
Organizational behaviour	1
Philosophy	1
Physics	4
Physics and Meteorology	1
Physics, Maths, Chemistry	1
Primary education	1
Qualit Management and Nursing	1
Quantitative History	1
Radiochemistry and Nuclear Technology	1
Robotics and Automated Systems	1
Science	1
Science Communication	1
Semantic markup languages	1
Social Sciences	1
Software Engineering	1
Statistics	1
Teaching in the Lifelong Learning Sector	1
Technical Authorship	4
Technical Communication	9
Technical communications (Visual)	1
Technical Communications and E-Learning	1
Technical drawing	1
Technical Writing	1
Telecomms	1

Terminology	1
Translation	1
Usability and Human-Computer-Interactions	1
Zoology	1
Total responses	146

Q3 When did you last take part as a student in a training activity related to your work (either online or classroom-based)?

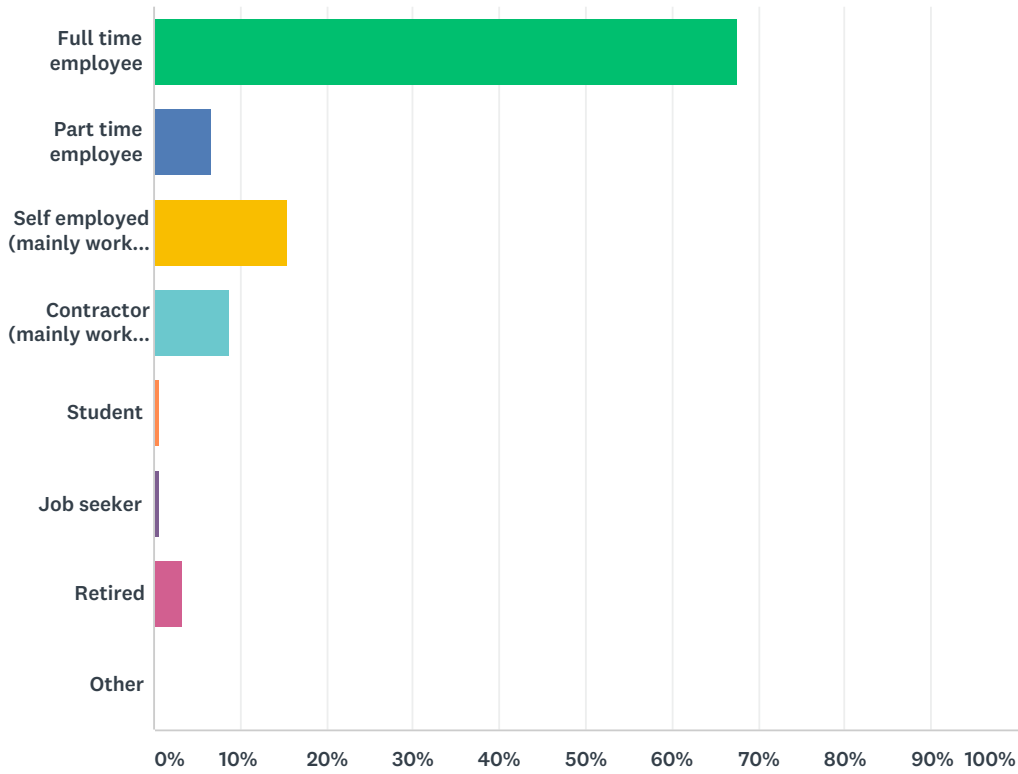
Answered: 147 Skipped: 1



ANSWER CHOICES	RESPONSES	
In the last 6 months	47.62%	70
In the last 2 years	25.17%	37
More than 2 years ago	27.21%	40
TOTAL		147

Q4 What is your employment status? Please select all that apply.

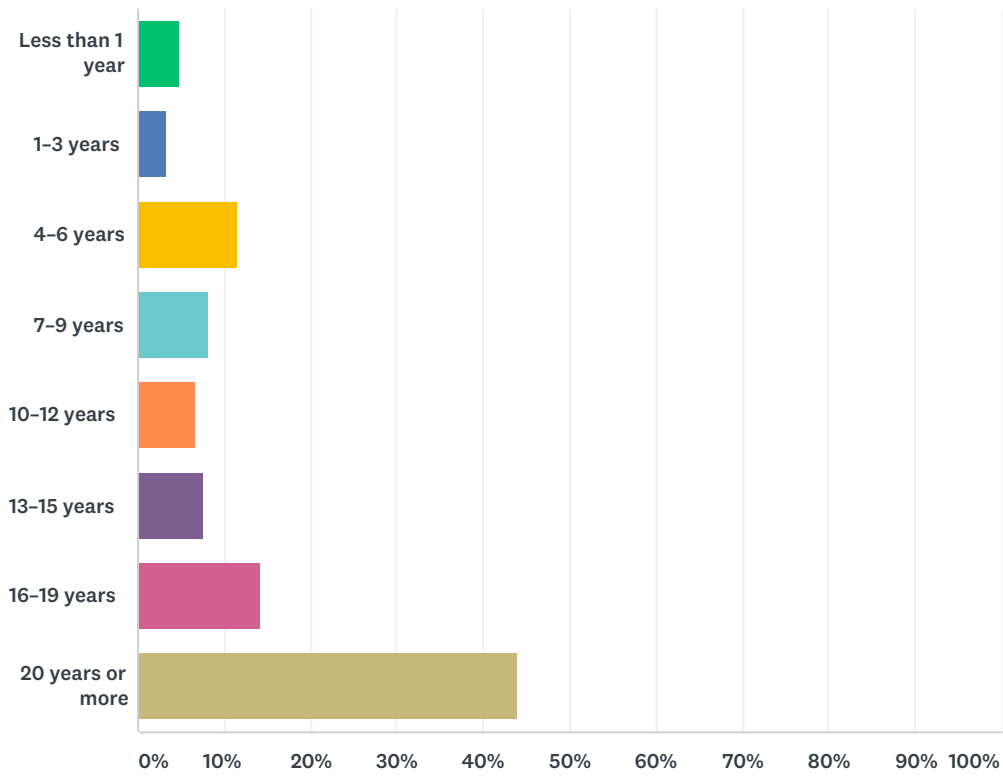
Answered: 148 Skipped: 0



ANSWER CHOICES	RESPONSES	
Full time employee	67.57%	100
Part time employee	6.76%	10
Self employed (mainly work for clients directly)	15.54%	23
Contractor (mainly work through agencies or companies)	8.78%	13
Student	0.68%	1
Job seeker	0.68%	1
Retired	3.38%	5
Other	0.00%	0
Total Respondents: 148		

Q5 How many years have you worked as a technical communicator?

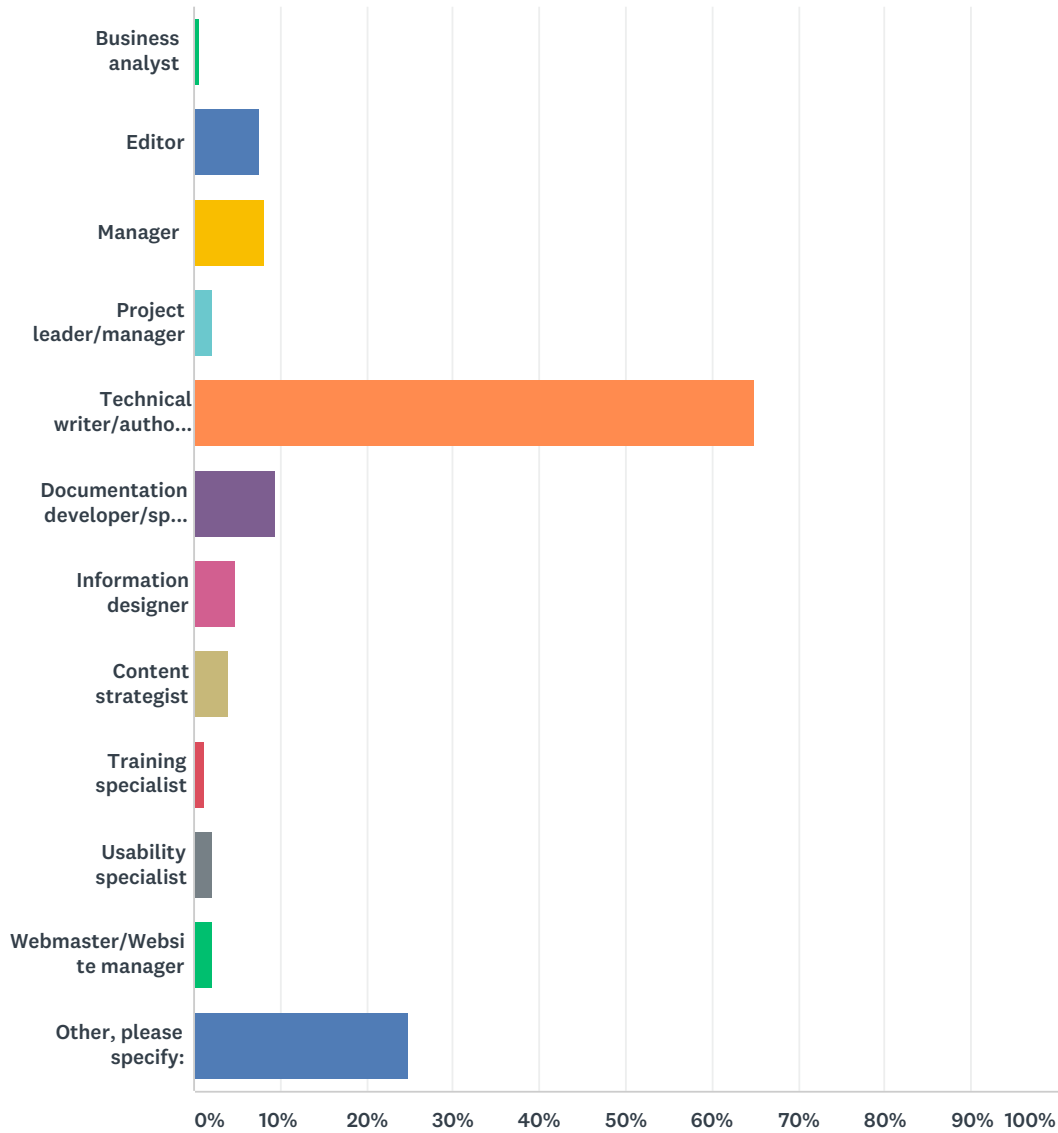
Answered: 148 Skipped: 0



ANSWER CHOICES	RESPONSES	
Less than 1 year	4.73%	7
1-3 years	3.38%	5
4-6 years	11.49%	17
7-9 years	8.11%	12
10-12 years	6.76%	10
13-15 years	7.43%	11
16-19 years	14.19%	21
20 years or more	43.92%	65
TOTAL		148

Q6 What is your job title? Please select all that apply.

Answered: 148 Skipped: 0



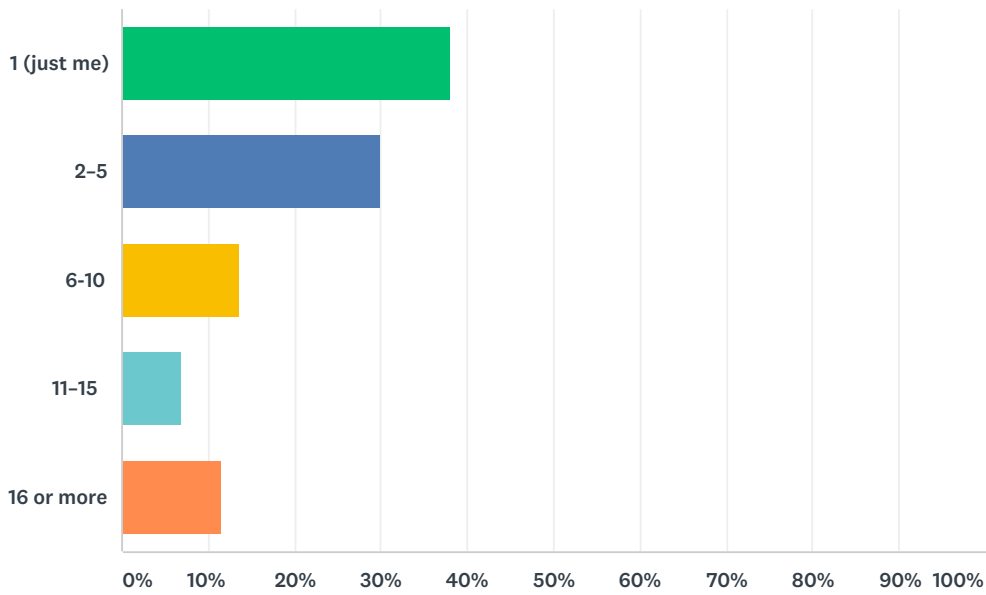
ANSWER CHOICES	RESPONSES
Business analyst	0.68% 1
Editor	7.43% 11
Manager	8.11% 12
Project leader/manager	2.03% 3
Technical writer/author/communicator	64.86% 96
Documentation developer/specialist; Documentation consultant	9.46% 14
Information designer	4.73% 7
Content strategist	4.05% 6
Training specialist	1.35% 2
Usability specialist	2.03% 3

ISTC Survey 2018

Webmaster/Website manager	2.03%	3
Other, please specify:	25.00%	37
Total Respondents: 148		

Q7 How many technical communicators do you typically work with in your organisation?

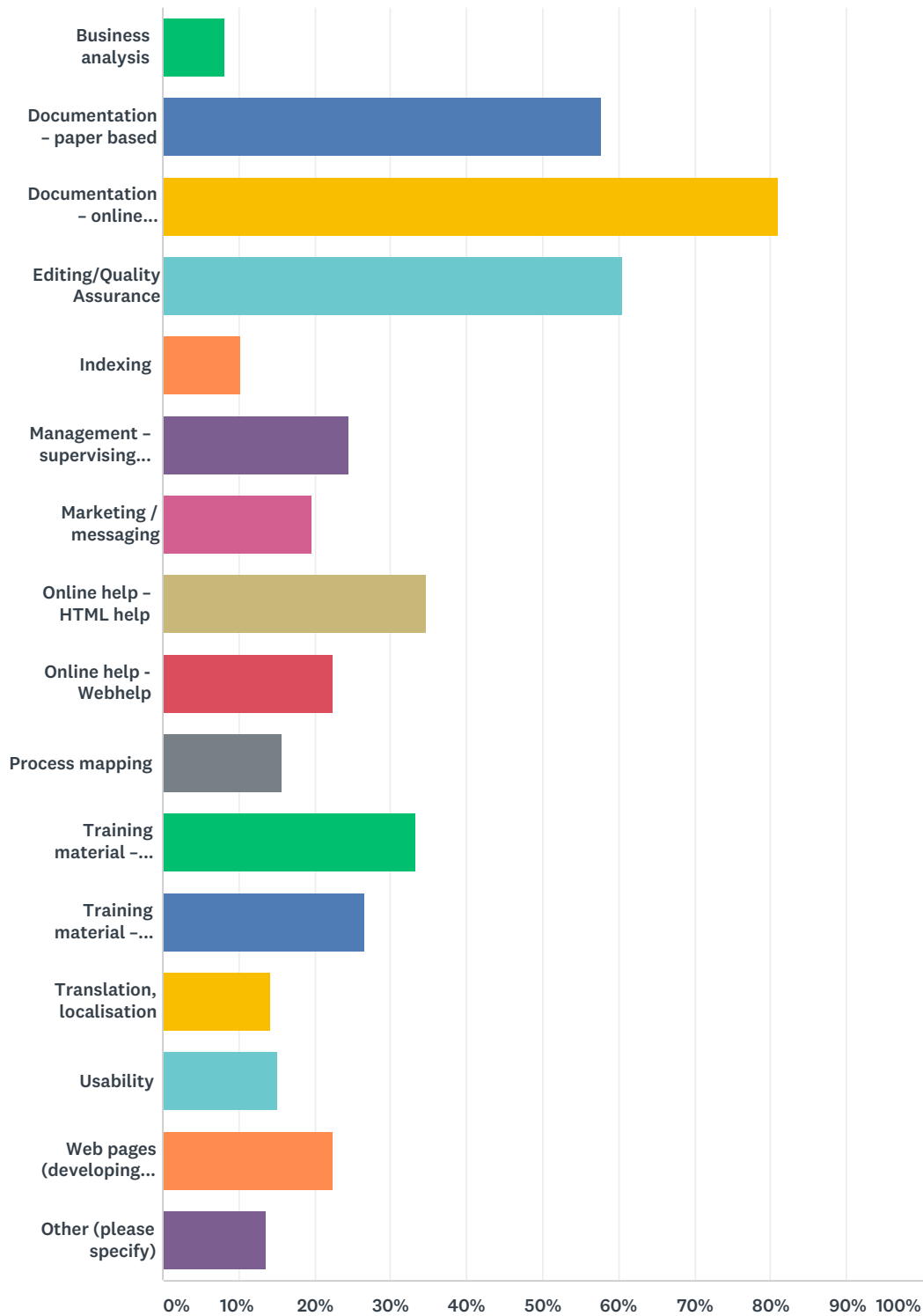
Answered: 147 Skipped: 1



ANSWER CHOICES	RESPONSES	
1 (just me)	38.10%	56
2-5	29.93%	44
6-10	13.61%	20
11-15	6.80%	10
16 or more	11.56%	17
TOTAL		147

Q8 What type of work do you do? Please select all that apply

Answered: 147 Skipped: 1



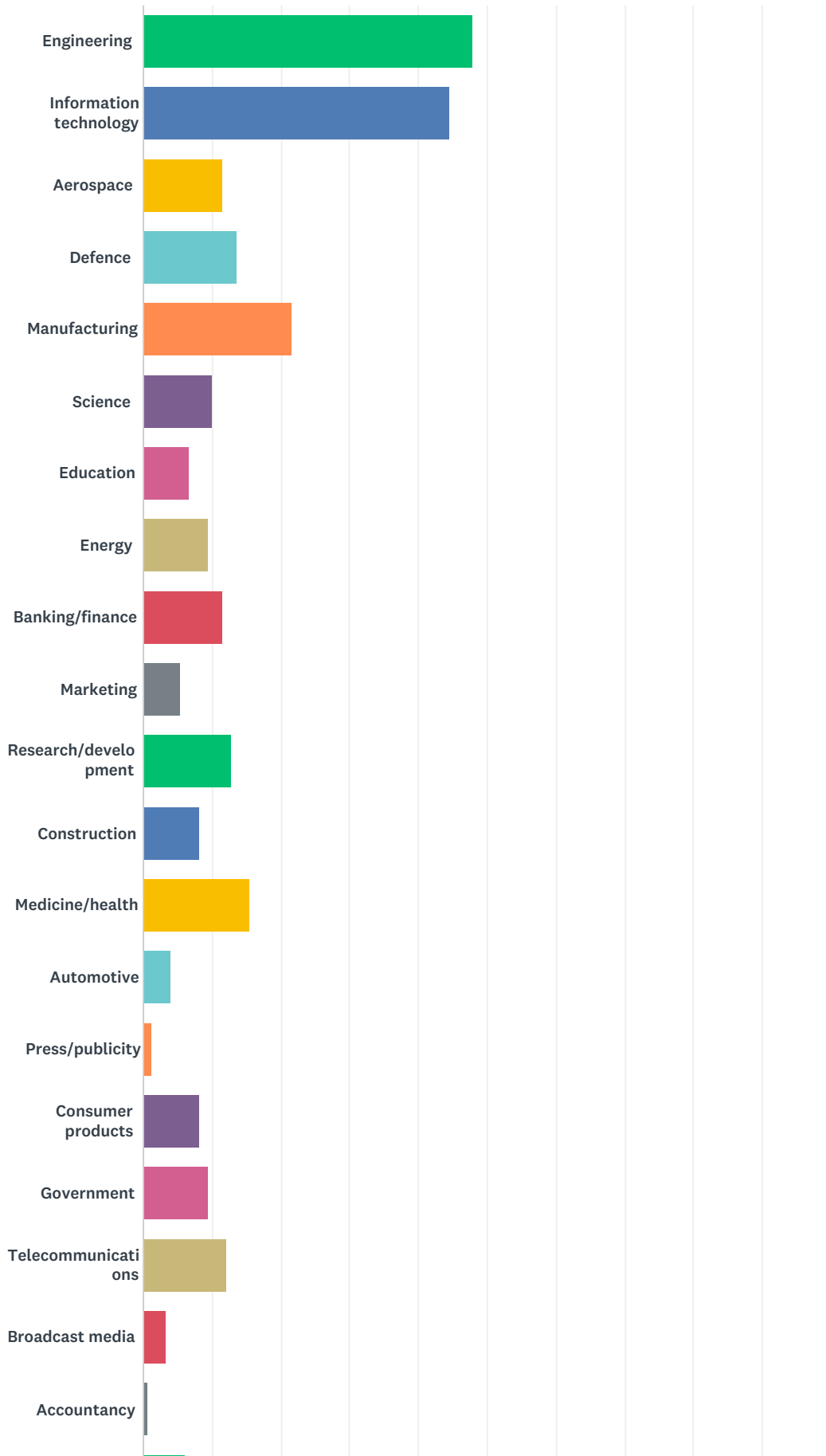
ANSWER CHOICES	RESPONSES	
Business analysis	8.16%	12
Documentation – paper based	57.82%	85
Documentation – online (intranet content; PDFs etc.)	80.95%	119
Editing/Quality Assurance	60.54%	89

ISTC Survey 2018

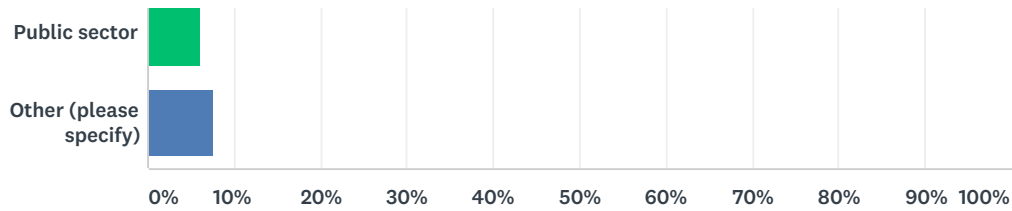
Indexing	10.20%	15
Management – supervising other technical communicators	24.49%	36
Marketing / messaging	19.73%	29
Online help – HTML help	34.69%	51
Online help - Webhelp	22.45%	33
Process mapping	15.65%	23
Training material – printed manuals, workbooks etc.	33.33%	49
Training material – online content (demonstrations, videos, simulations etc.)	26.53%	39
Translation, localisation	14.29%	21
Usability	14.97%	22
Web pages (developing content)	22.45%	33
Other (please specify)	13.61%	20
Total Respondents: 147		

Q9 What sector(s) do you typically work in?

Answered: 148 Skipped: 0



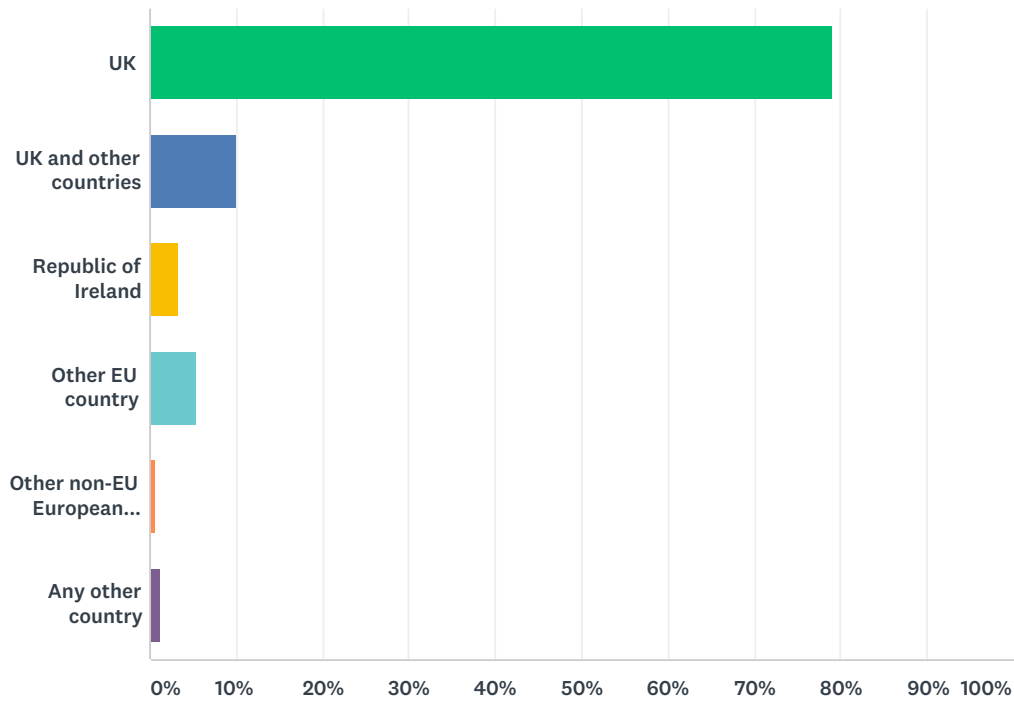
ISTC Survey 2018



ANSWER CHOICES	RESPONSES	
Engineering	47.97%	71
Information technology	44.59%	66
Aerospace	11.49%	17
Defence	13.51%	20
Manufacturing	21.62%	32
Science	10.14%	15
Education	6.76%	10
Energy	9.46%	14
Banking/finance	11.49%	17
Marketing	5.41%	8
Research/development	12.84%	19
Construction	8.11%	12
Medicine/health	15.54%	23
Automotive	4.05%	6
Press/publicity	1.35%	2
Consumer products	8.11%	12
Government	9.46%	14
Telecommunications	12.16%	18
Broadcast media	3.38%	5
Accountancy	0.68%	1
Public sector	6.08%	9
Other (please specify)	7.43%	11
Total Respondents: 148		

Q10 Where do you generally work?

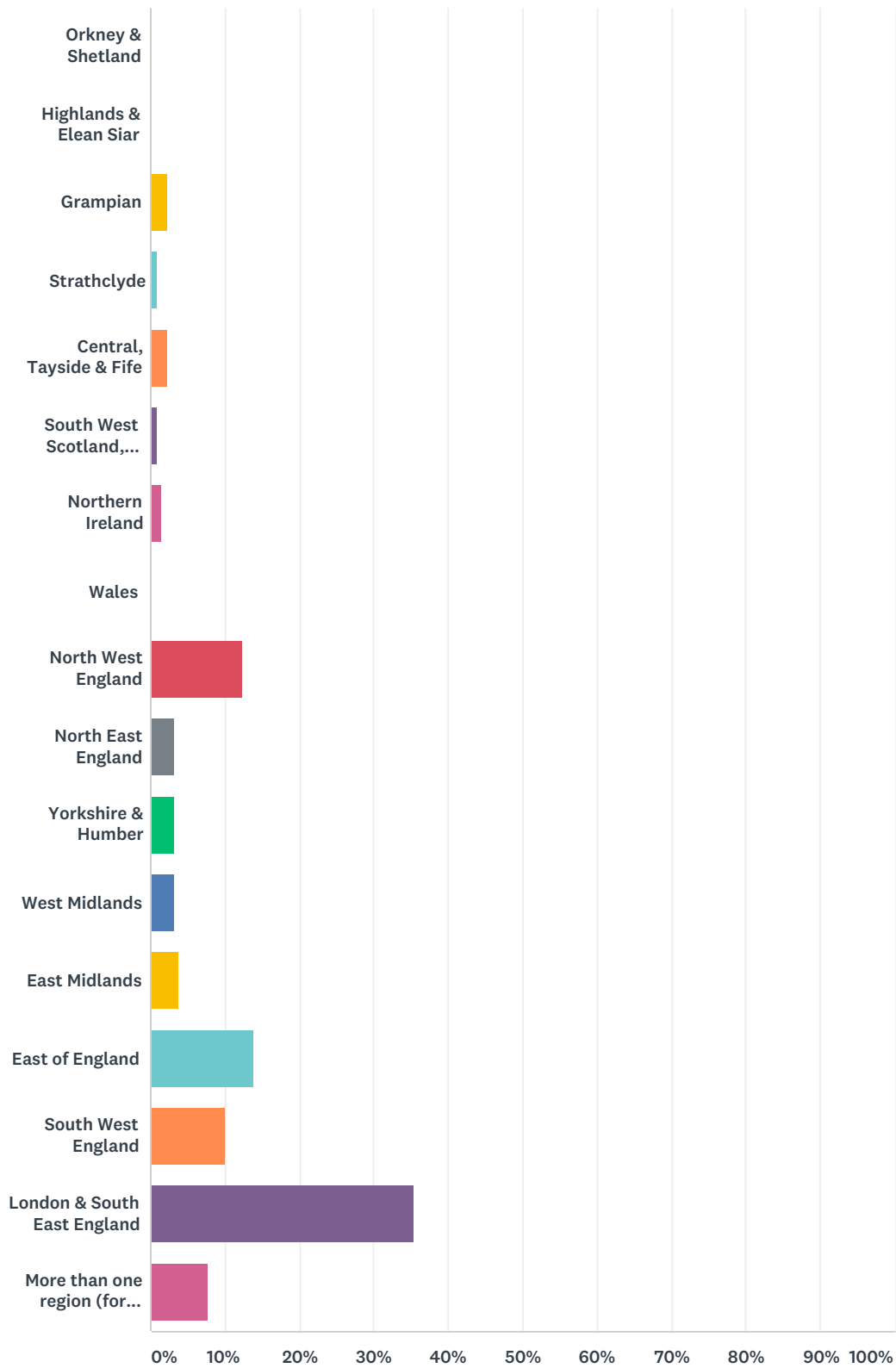
Answered: 148 Skipped: 0



ANSWER CHOICES	RESPONSES	
UK	79.05%	117
UK and other countries	10.14%	15
Republic of Ireland	3.38%	5
Other EU country	5.41%	8
Other non-EU European country	0.68%	1
Any other country	1.35%	2
TOTAL		148

Q11 If you answered "UK" to the previous question, please indicate the region of the UK where you generally work.

Answered: 130 Skipped: 18



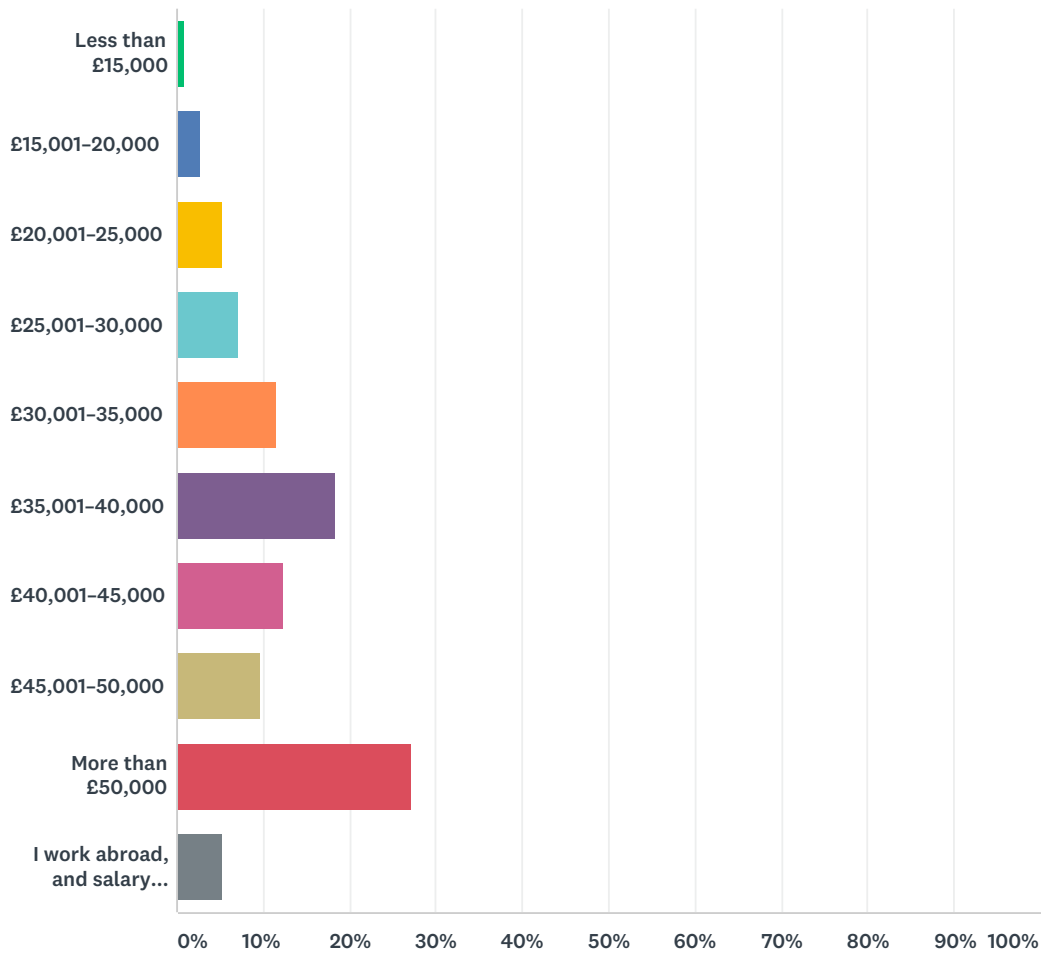
ANSWER CHOICES	RESPONSES	
Orkney & Shetland	0.00%	0

ISTC Survey 2018

Highlands & Elean Siar	0.00%	0
Grampian	2.31%	3
Strathclyde	0.77%	1
Central, Tayside & Fife	2.31%	3
South West Scotland, Lothian Borders	0.77%	1
Northern Ireland	1.54%	2
Wales	0.00%	0
North West England	12.31%	16
North East England	3.08%	4
Yorkshire & Humber	3.08%	4
West Midlands	3.08%	4
East Midlands	3.85%	5
East of England	13.85%	18
South West England	10.00%	13
London & South East England	35.38%	46
More than one region (for example, a contractor working on multiple projects, or an employee of a national organisation with projects in different locations)	7.69%	10
TOTAL		130

Q12 For employees only: What is your annual gross salary?

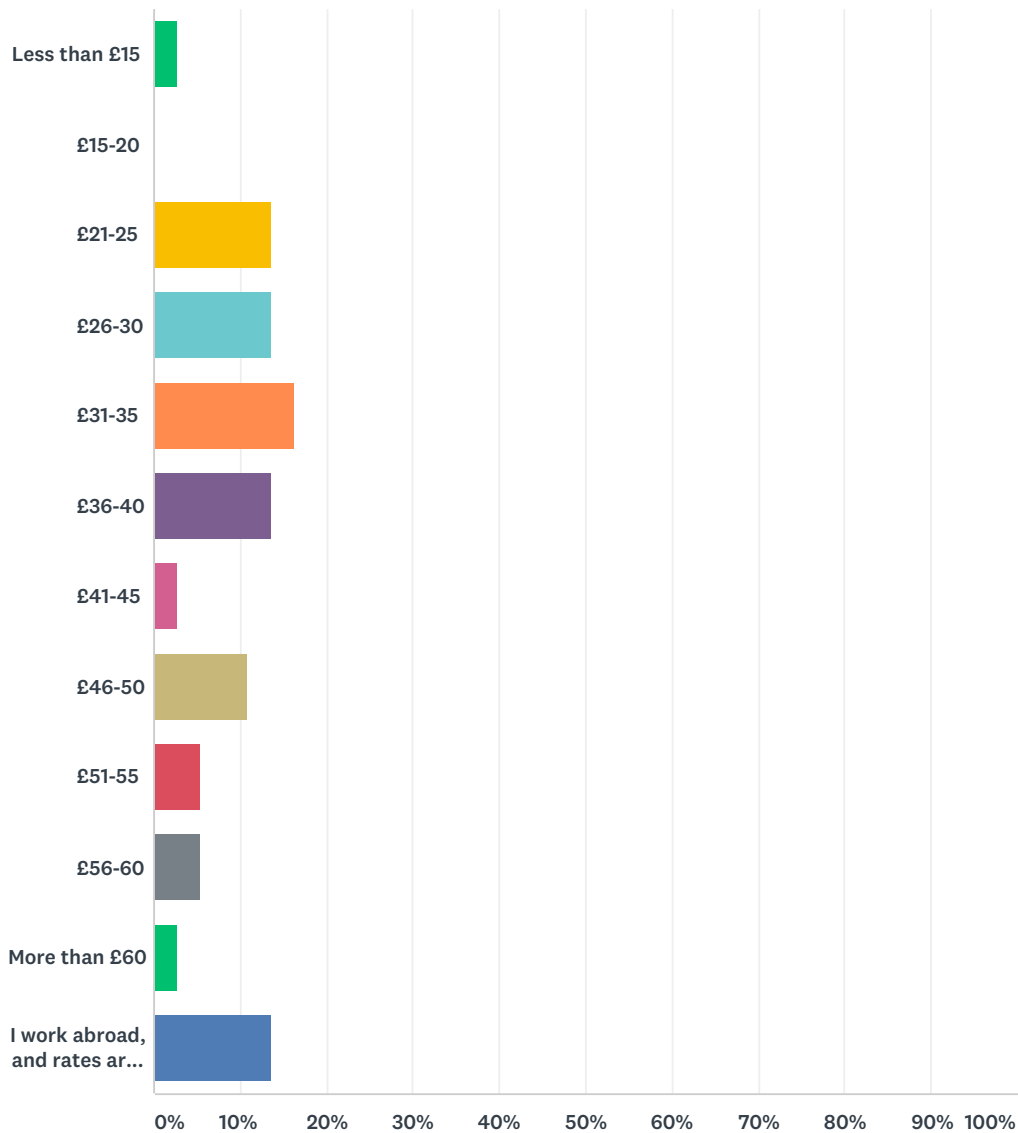
Answered: 114 Skipped: 34



ANSWER CHOICES	RESPONSES	
Less than £15,000	0.88%	1
£15,001-20,000	2.63%	3
£20,001-25,000	5.26%	6
£25,001-30,000	7.02%	8
£30,001-35,000	11.40%	13
£35,001-40,000	18.42%	21
£40,001-45,000	12.28%	14
£45,001-50,000	9.65%	11
More than £50,000	27.19%	31
I work abroad, and salary levels are not comparable	5.26%	6
TOTAL		114

Q13 For contractors/self-employed only: In the last 3 months, what has been your average hourly rate for technical communication work?"

Answered: 37 Skipped: 111



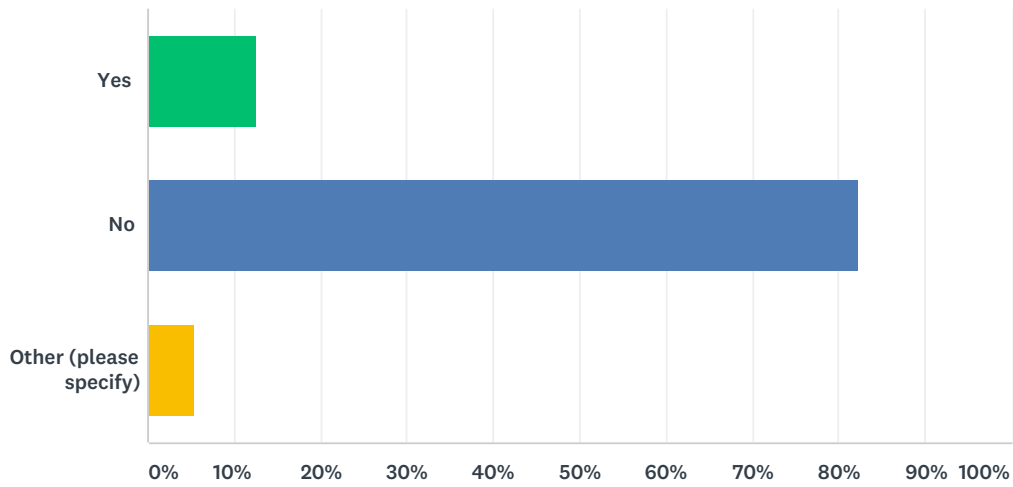
ANSWER CHOICES	RESPONSES	
Less than £15	2.70%	1
£15-20	0.00%	0
£21-25	13.51%	5
£26-30	13.51%	5
£31-35	16.22%	6
£36-40	13.51%	5
£41-45	2.70%	1
£46-50	10.81%	4
£51-55	5.41%	2
£56-60	5.41%	2

ISTC Survey 2018

More than £60	2.70%	1
I work abroad, and rates are not comparable	13.51%	5
TOTAL		37

Q14 For employees only: Are you paid for overtime worked?

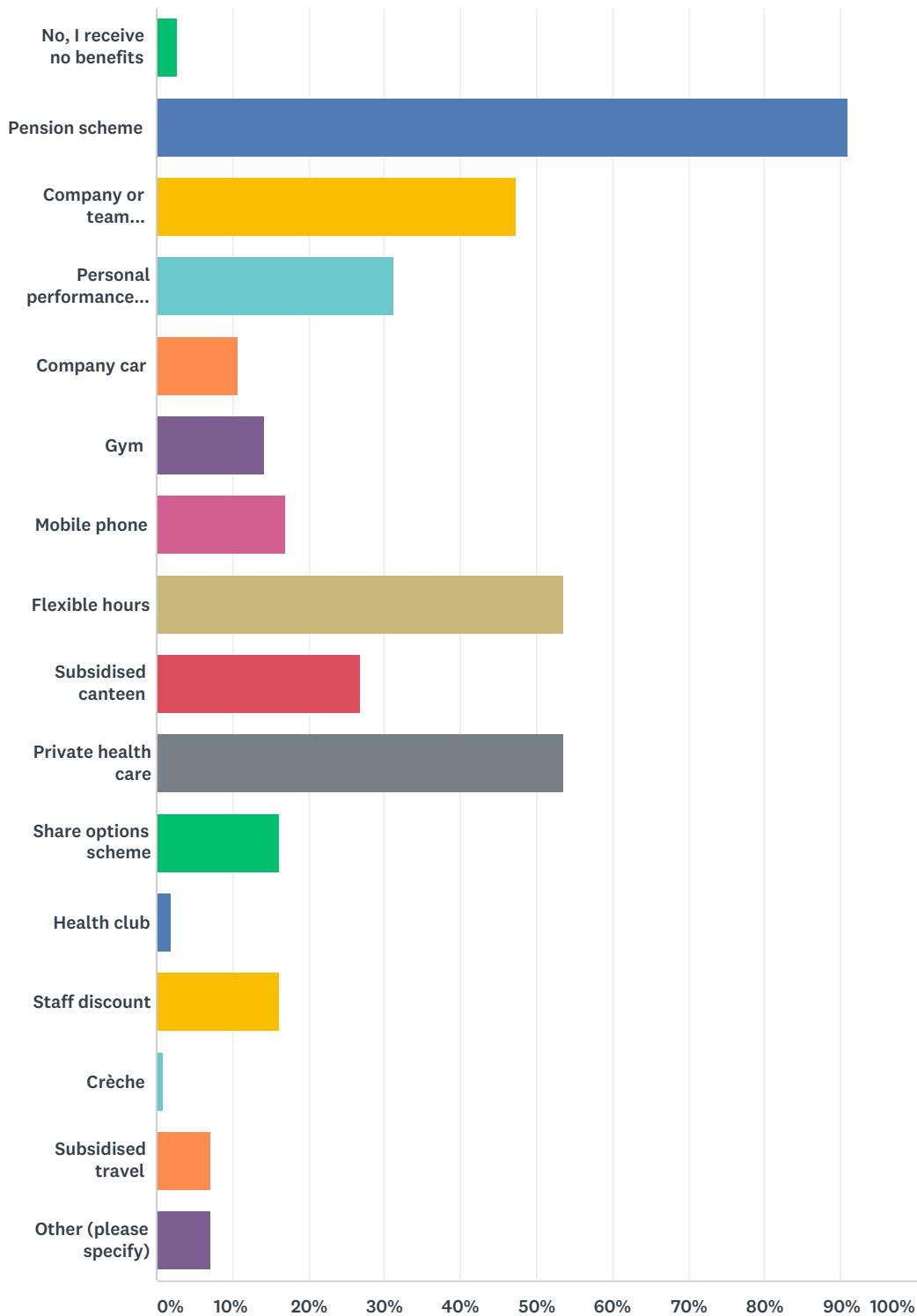
Answered: 112 Skipped: 36



ANSWER CHOICES	RESPONSES	
Yes	12.50%	14
No	82.14%	92
Other (please specify)	5.36%	6
TOTAL		112

Q15 For employees only: What additional benefits do you receive, if any? (select all that apply)

Answered: 112 Skipped: 36



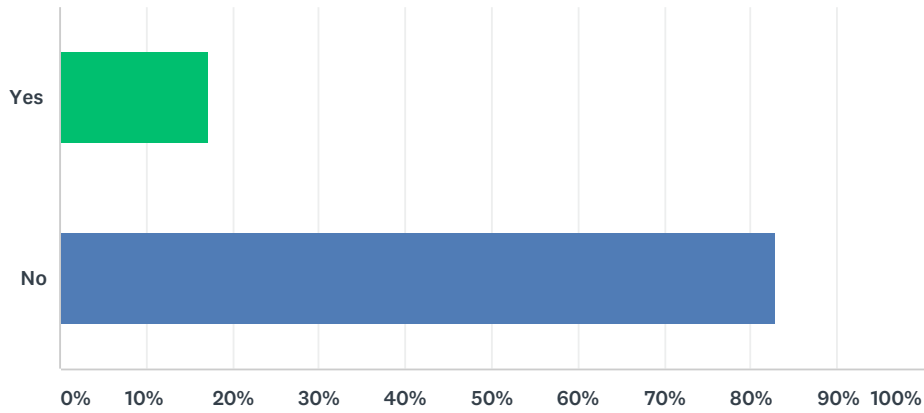
ANSWER CHOICES	RESPONSES	
No, I receive no benefits	2.68%	3
Pension scheme	91.07%	102
Company or team performance bonus	47.32%	53

ISTC Survey 2018

Personal performance bonus	31.25%	35
Company car	10.71%	12
Gym	14.29%	16
Mobile phone	16.96%	19
Flexible hours	53.57%	60
Subsidised canteen	26.79%	30
Private health care	53.57%	60
Share options scheme	16.07%	18
Health club	1.79%	2
Staff discount	16.07%	18
Crèche	0.89%	1
Subsidised travel	7.14%	8
Other (please specify)	7.14%	8
Total Respondents: 112		

Q16 For employees only: Have you changed jobs in the past 12 months?

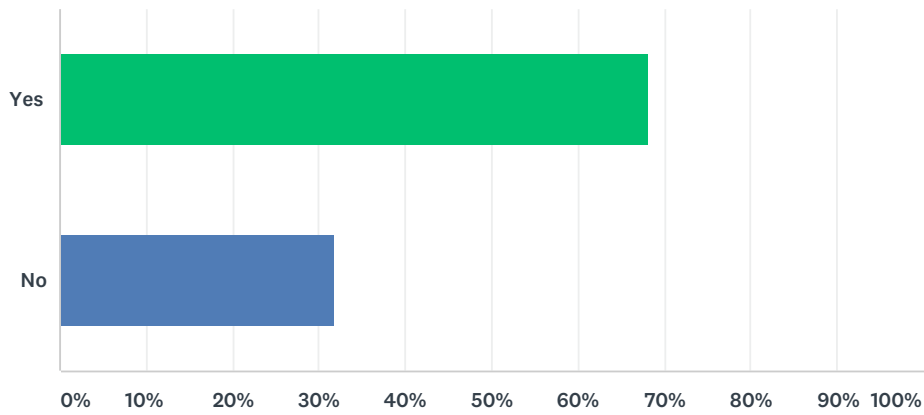
Answered: 111 Skipped: 37



ANSWER CHOICES	RESPONSES	
Yes	17.12%	19
No	82.88%	92
TOTAL		111

Q17 For employees only: Have you had a pay rise in the last 12 months?

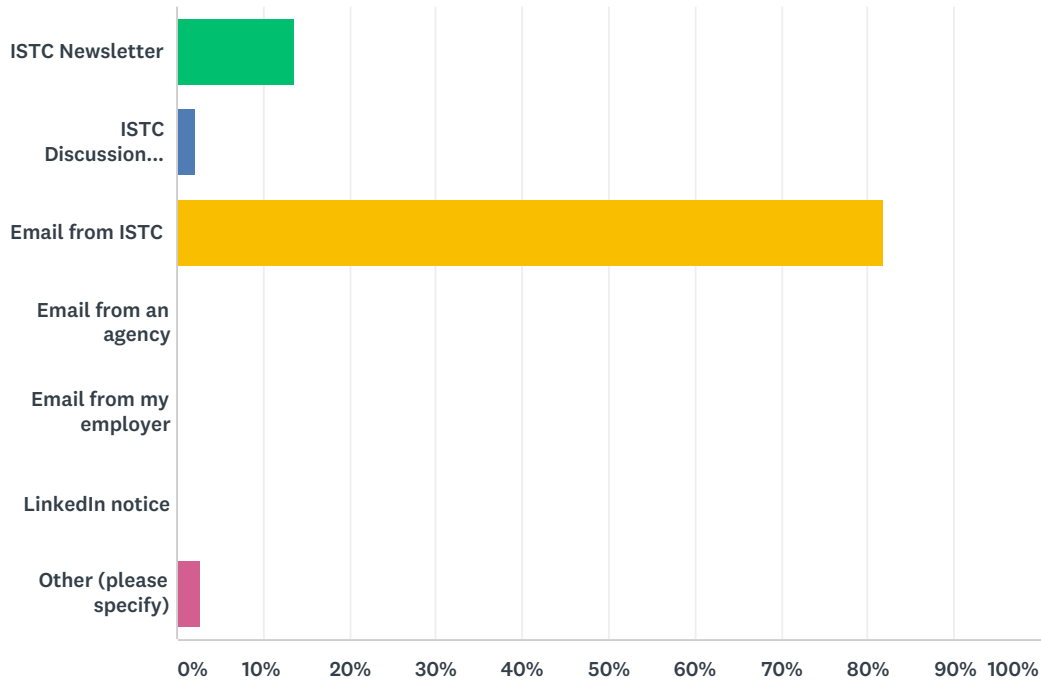
Answered: 110 Skipped: 38



ANSWER CHOICES	RESPONSES	
Yes	68.18%	75
No	31.82%	35
TOTAL		110

Q18 Where did you hear of this survey?

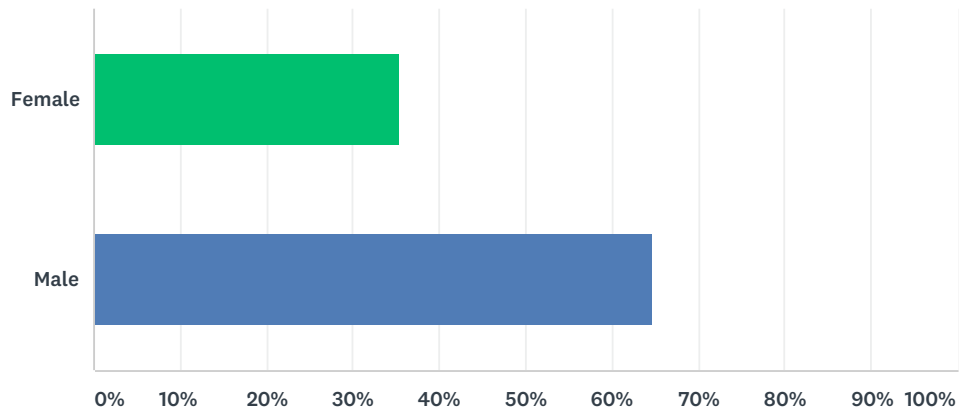
Answered: 148 Skipped: 0



ANSWER CHOICES	RESPONSES	
ISTC Newsletter	13.51%	20
ISTC Discussion forum	2.03%	3
Email from ISTC	81.76%	121
Email from an agency	0.00%	0
Email from my employer	0.00%	0
LinkedIn notice	0.00%	0
Other (please specify)	2.70%	4
TOTAL		148

Q19 Sex

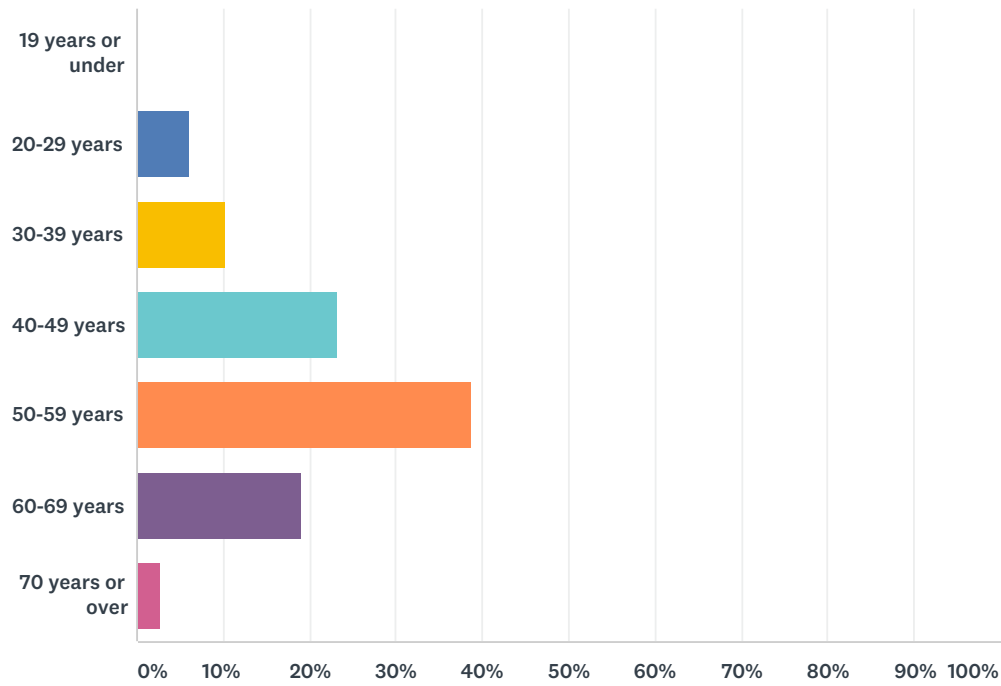
Answered: 147 Skipped: 1



ANSWER CHOICES	RESPONSES	
Female	35.37%	52
Male	64.63%	95
TOTAL		147

Q20 Age

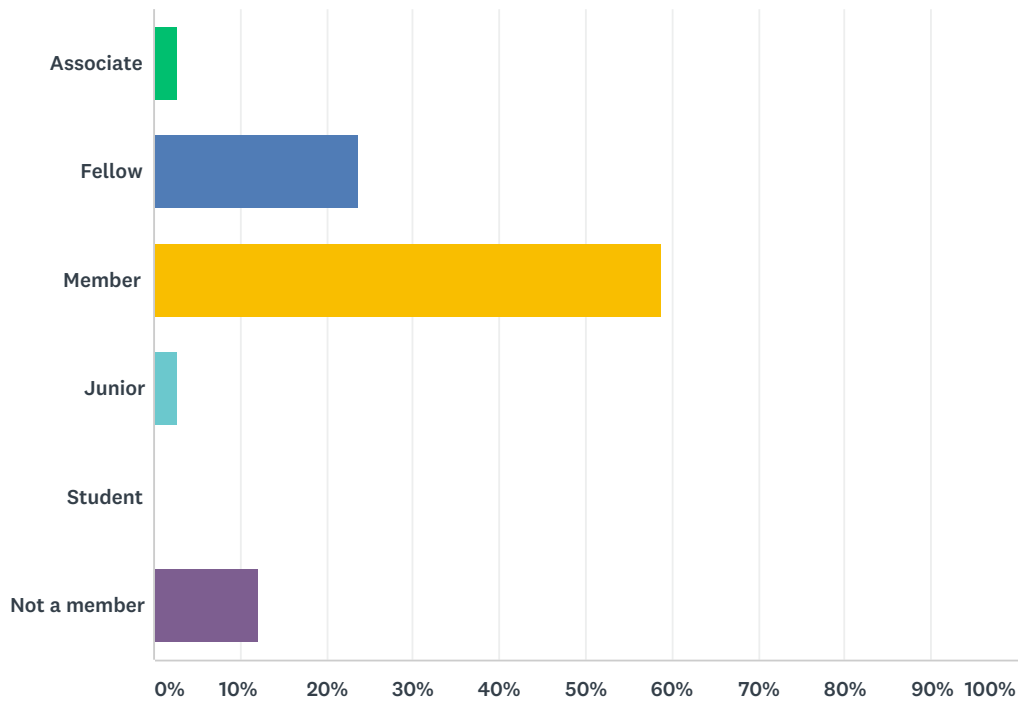
Answered: 147 Skipped: 1



ANSWER CHOICES	RESPONSES	
19 years or under	0.00%	0
20-29 years	6.12%	9
30-39 years	10.20%	15
40-49 years	23.13%	34
50-59 years	38.78%	57
60-69 years	19.05%	28
70 years or over	2.72%	4
TOTAL		147

Q21 Are you a member of the ISTC, and if so, what is your membership grade?

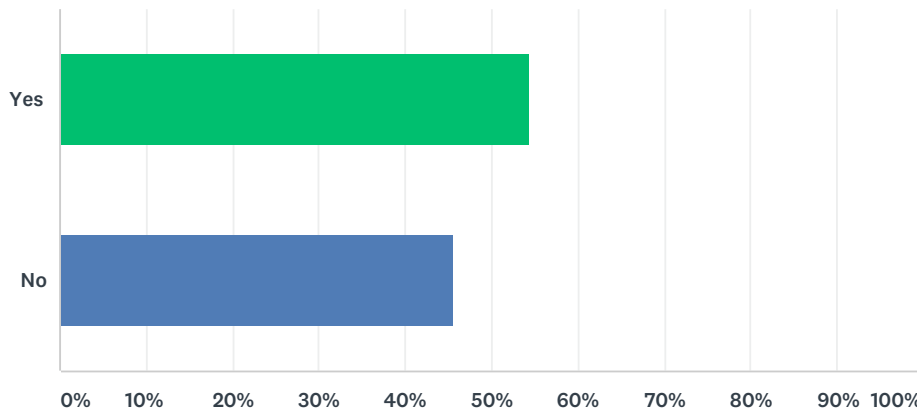
Answered: 148 Skipped: 0



ANSWER CHOICES	RESPONSES	
Associate	2.70%	4
Fellow	23.65%	35
Member	58.78%	87
Junior	2.70%	4
Student	0.00%	0
Not a member	12.16%	18
TOTAL		148

Q22 If you are a Member or Fellow of the ISTC, do you use MISTC or FISTC after your name?

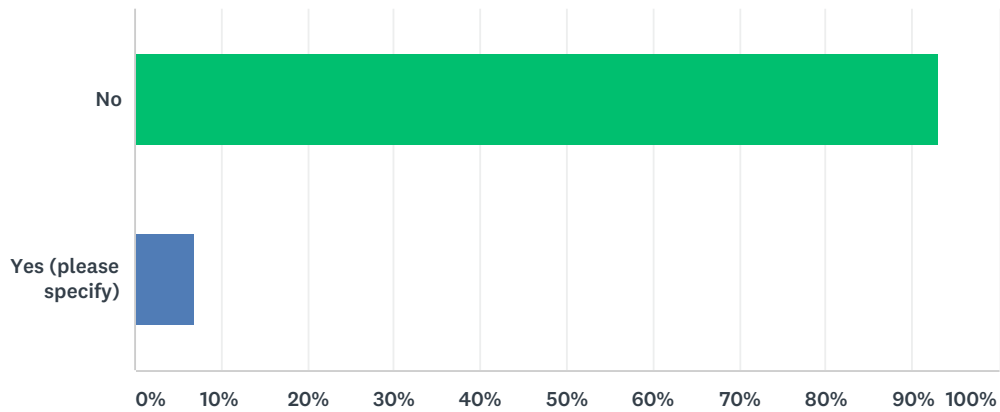
Answered: 125 Skipped: 23



ANSWER CHOICES	RESPONSES	
Yes	54.40%	68
No	45.60%	57
TOTAL		125

Q23 Do you belong to any other technical communication association?

Answered: 144 Skipped: 4



ANSWER CHOICES	RESPONSES	
No	93.06%	134
Yes (please specify)	6.94%	10
TOTAL		144