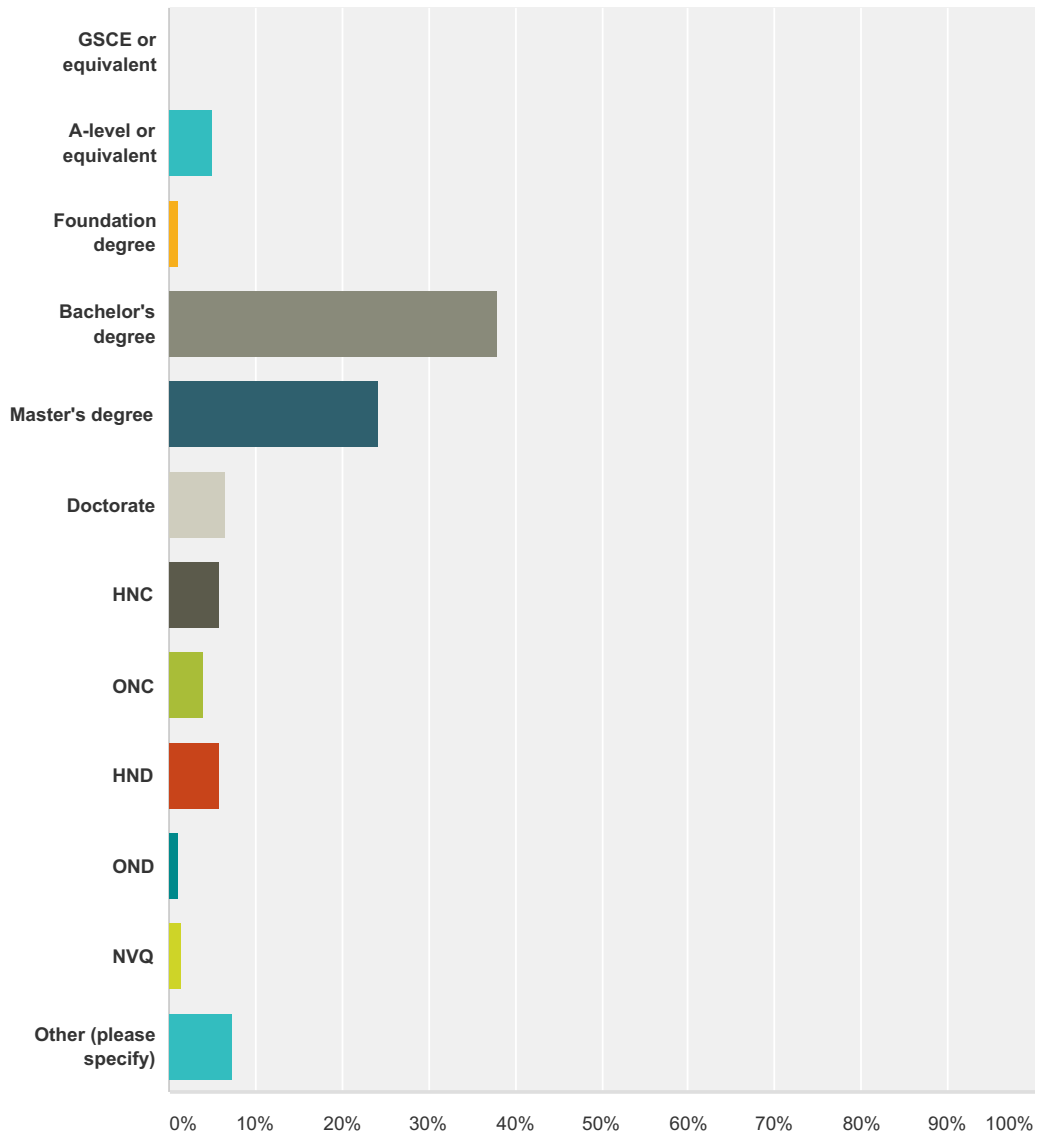


Q1 What is your highest academic qualification?

Answered: 203 Skipped: 0



Answer Choices	Responses
GSCE or equivalent	0.00% 0
A-level or equivalent	4.93% 10
Foundation degree	0.99% 2
Bachelor's degree	37.93% 77
Master's degree	24.14% 49
Doctorate	6.40% 13
HNC	5.91% 12
ONC	3.94% 8
HND	5.91% 12
OND	0.99% 2

ISTC Survey 2017

NVQ	1.48%	3
Other (please specify)	7.39%	15
Total		203

Q2 What is the subject of your highest qualification?

Answered: 199 Skipped: 4

Q2 - What is the subject of your highest qualification?

- 1 Accountancy and Computer Science
- 1 Accounting, Advanced Mathematics, Economics, Psychology
- 2 Aeronautical engineering
- 1 Agricultural Economics
- 1 Air traffic
- 1 Aircraft Engineering
- 1 American & Canadian Studies and English Literature
- 1 Applied Chemistry
- 1 Applied languages (English/French/German), Literature (En/G) and History of Art
- 1 Biochemistry
- 1 Biochemistry and Molecular Biology
- 1 Biology, Chemistry, Maths
- 1 Business & Engineering (2 degrees)
- 1 Business & IT
- 1 Business Administration
- 2 Business management
- 3 Business Studies
- 1 Business Studies, Chemistry and Maths
- 2 Chemical Physics
- 4 Chemistry
- 1 Chemistry (inorganic)
- 1 City & Guilds LCGI in Technical Authorship / OU Module in UI Design and Evaluation
- 2 Communication
- 1 Communications (radio/radar etc) and Electronic Engineering
- 1 Communications and Electronic Communications
- 1 Computational fluid dynamics
- 1 Computer aided design and engineering
- 6 Computer Science
- 1 Computer Science & Psychology
- 1 Computer Studies
- 2 Computing
- 1 Creative Writing
- 1 Creative Writing and New Media
- 1 Ecology
- 1 Economics
- 2 Education
- 1 Educational Studies with Art
- 8 Electrical and Electronic Engineering
- 2 Electrical Engineering
- 1 Electronic and software
- 6 Electronic Engineering
- 1 Electronic Instructional Media
- 1 Electronics and Electrical Engineering
- 3 Engineering
- 1 Engineering (majoring in Mechanical Engineering)
- 5 English
- 1 English and American Literature
- 1 English Language
- 2 English Language & Literature
- 1 English Lit & Sociology

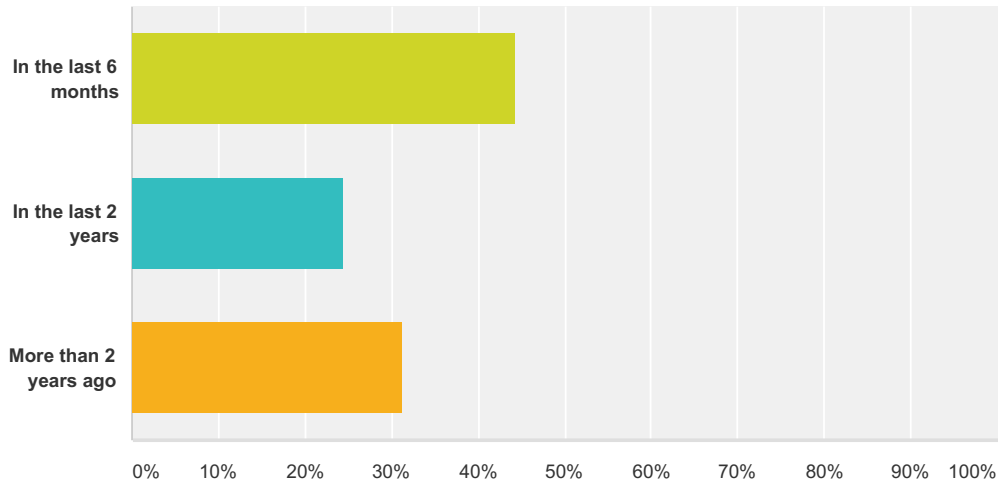
2 English Literature
1 English studies (literature and linguistics)
2 Environmental Studies
1 Fashion/Textiles
1 French and German
1 Geography
1 Geology
1 German
1 Graduate certificate in technical writing
1 Graphic Design & Illustration
1 History of Science
1 Humanities
1 In IT development
1 Information Science
1 Information Studies
1 IT
1 Journalism
1 Language (BA Hons)
2 Law
1 Life Sciences
1 Linguistics
1 Linguistics, Physiology
1 Literature and Philosophy
1 Maintenance and operations
1 Management
1 Management Studies
1 Management Studies & French
1 Master of Business Administration
1 Materials Science
2 Mathematics
1 Mechanical and Manufacturing Engineering
7 Mechanical Engineering
1 Mechanical engineering design and production
1 Mining Geology
1 Modern Language Studies
1 MSc (Human Computer Interaction)
1 Multi-Skilled Engineering
1 Music
1 Natural and electrical sciences
1 Natural resource management
1 Operational Research with Computing
1 Organisation studies
1 Organizational Behaviour
2 Philosophy
9 Physics
1 Physics Education
1 Physics, Maths, Chemistry
1 Physiology
1 Physiotherapy
1 Plant Science
1 Primary education

1	Psychology and Computer Science
1	Publishing
1	Pure Mathematics
1	Robotics and Automated Systems
1	Scientific and Technical Photography
1	Semantic markup languages
1	Social & Cultural Studies
1	Software Development and Networking
1	Software Engineering
1	Software Technology
1	Statistics
1	Teaching
1	Teaching English to Speakers of Other Lanugages (TESOL)
1	Team Leading
1	Technial communication (distance learning via Sheffield Hallam)
1	Technical Authoring
1	Technical Authorship
1	Technical Authorship and Markering Communications
8	Technical Communication
1	Technical Communication_and_Online and Distance Education
2	Technical Illustration
1	Technical translation
1	Technical Writing
1	Technology
2	Telecommunications
2	Translation
1	Translation & Technical Communication
1	Usability and human-computer-interaction
2	Zoology
3	Responses excluded as they were irrelevant

199 | **TOTAL SUM**

Q3 When did you last take part as a student in a training activity related to your work (either online or classroom-based)?

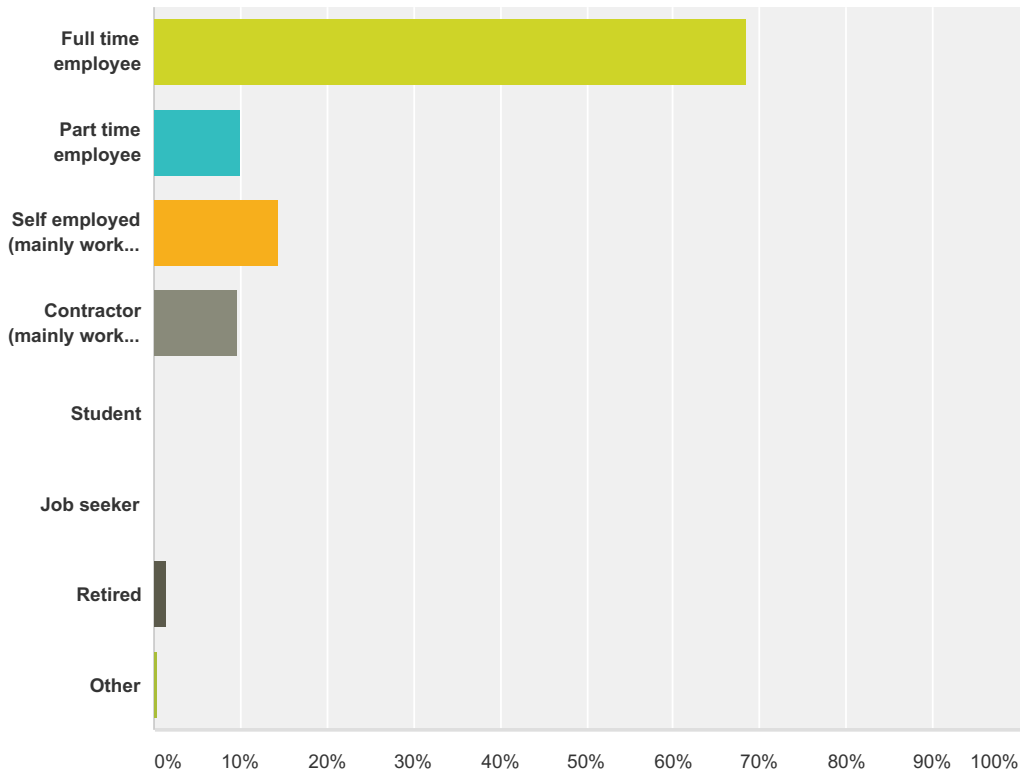
Answered: 201 Skipped: 2



Answer Choices	Responses	
In the last 6 months	44.28%	89
In the last 2 years	24.38%	49
More than 2 years ago	31.34%	63
Total		201

Q4 What is your employment status?

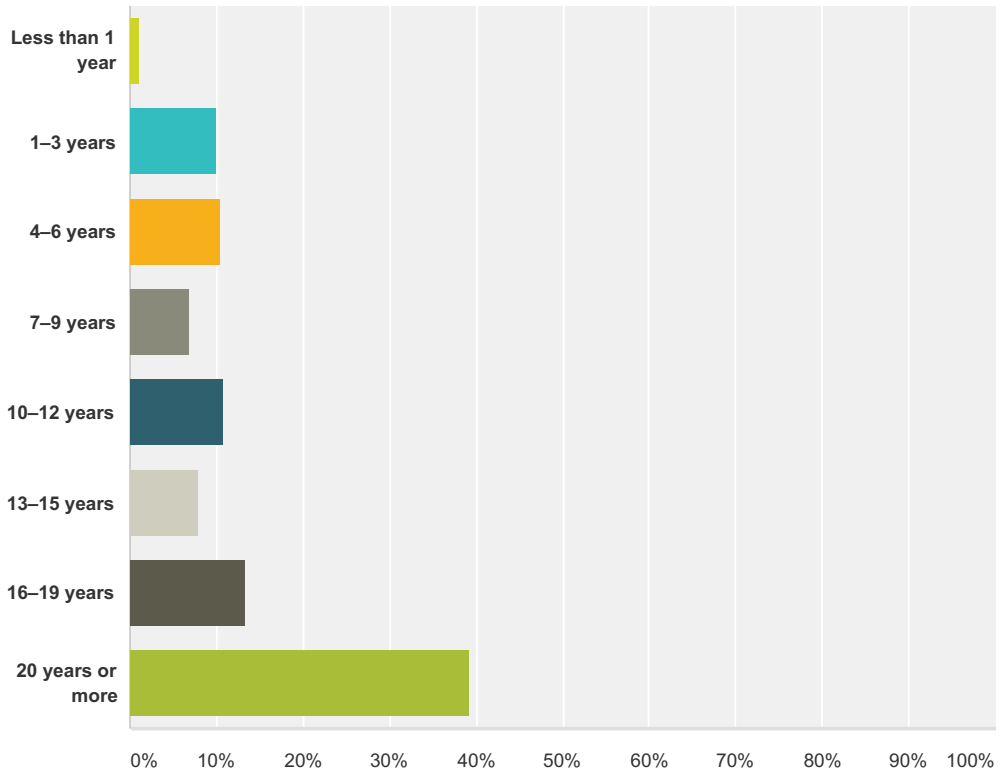
Answered: 200 Skipped: 3



Answer Choices	Responses
Full time employee	68.50% 137
Part time employee	10.00% 20
Self employed (mainly work for clients directly)	14.50% 29
Contractor (mainly work through agencies or companies)	9.50% 19
Student	0.00% 0
Job seeker	0.00% 0
Retired	1.50% 3
Other	0.50% 1
Total Respondents: 200	

Q5 How many years have you worked as a technical communicator?

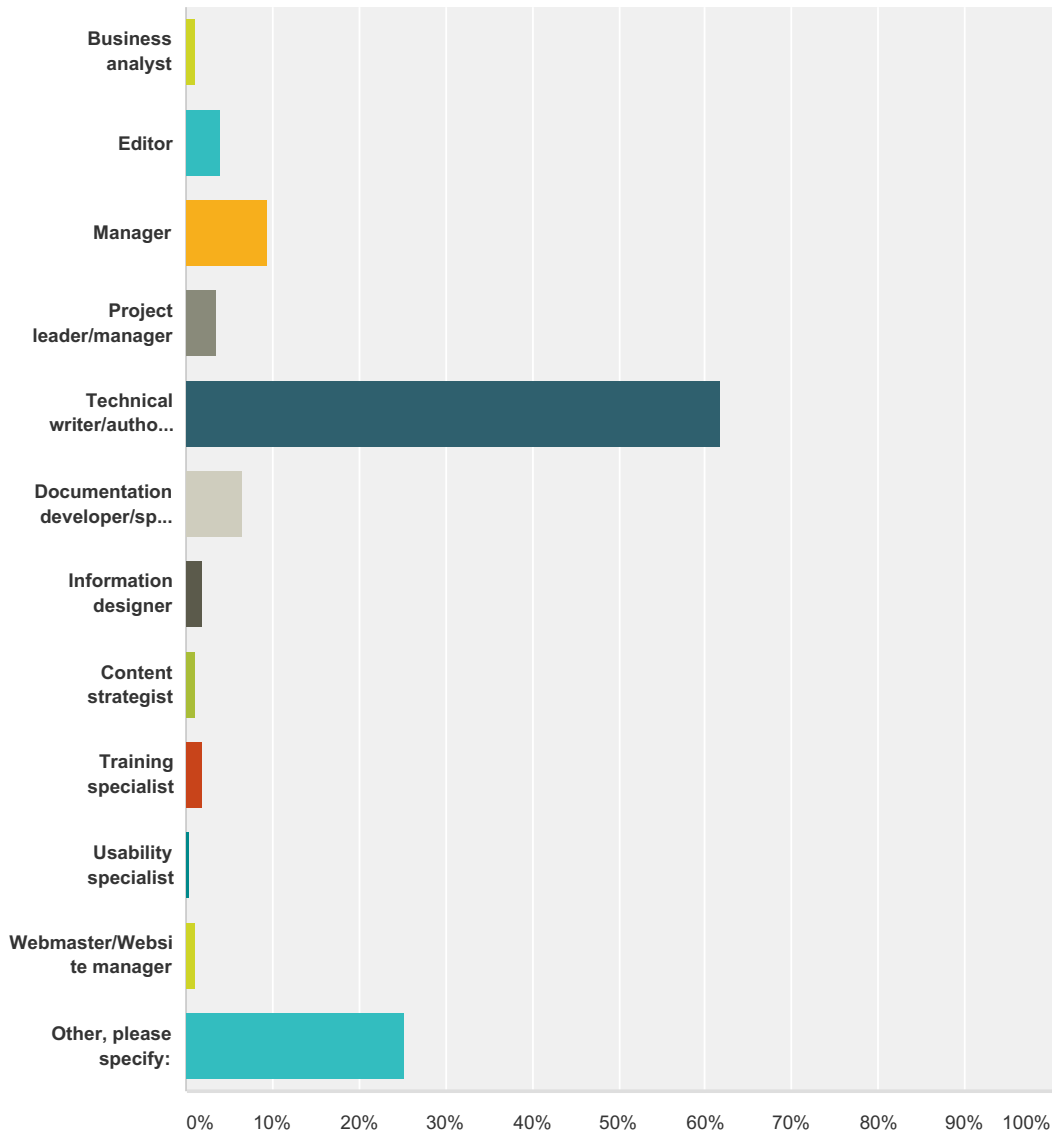
Answered: 201 Skipped: 2



Answer Choices	Responses
Less than 1 year	1.00% 2
1-3 years	9.95% 20
4-6 years	10.45% 21
7-9 years	6.97% 14
10-12 years	10.95% 22
13-15 years	7.96% 16
16-19 years	13.43% 27
20 years or more	39.30% 79
Total	201

Q6 What is your job title?

Answered: 202 Skipped: 1



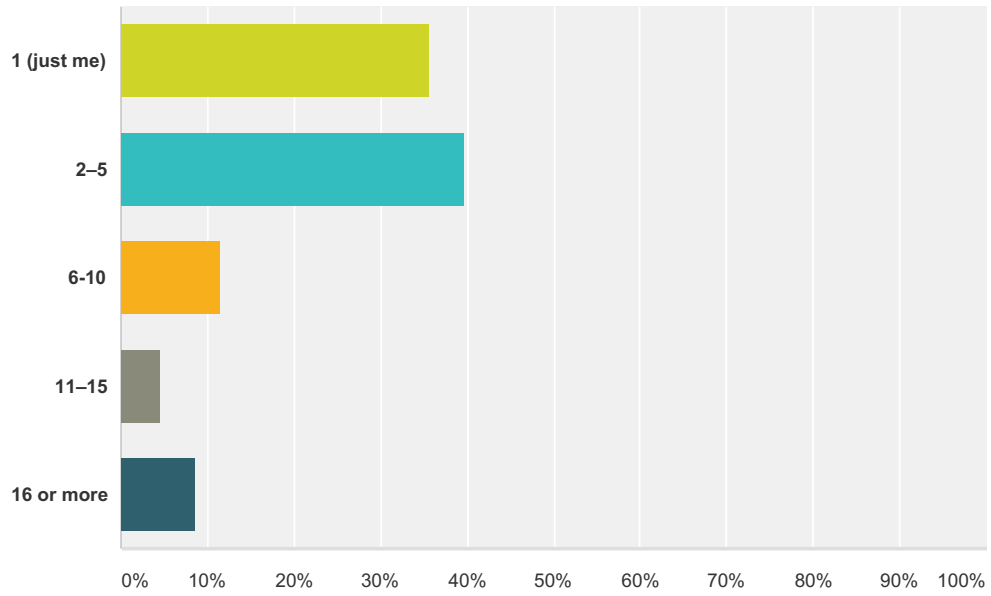
Answer Choices	Responses
Business analyst	0.99% 2
Editor	3.96% 8
Manager	9.41% 19
Project leader/manager	3.47% 7
Technical writer/author/communicator	61.88% 125
Documentation developer/specialist; Documentation consultant	6.44% 13
Information designer	1.98% 4
Content strategist	0.99% 2
Training specialist	1.98% 4
Usability specialist	0.50% 1

ISTC Survey 2017

Webmaster/Website manager	0.99%	2
Other, please specify:	25.25%	51
Total Respondents: 202		

Q7 How many technical communicators do you typically work with in your organisation?

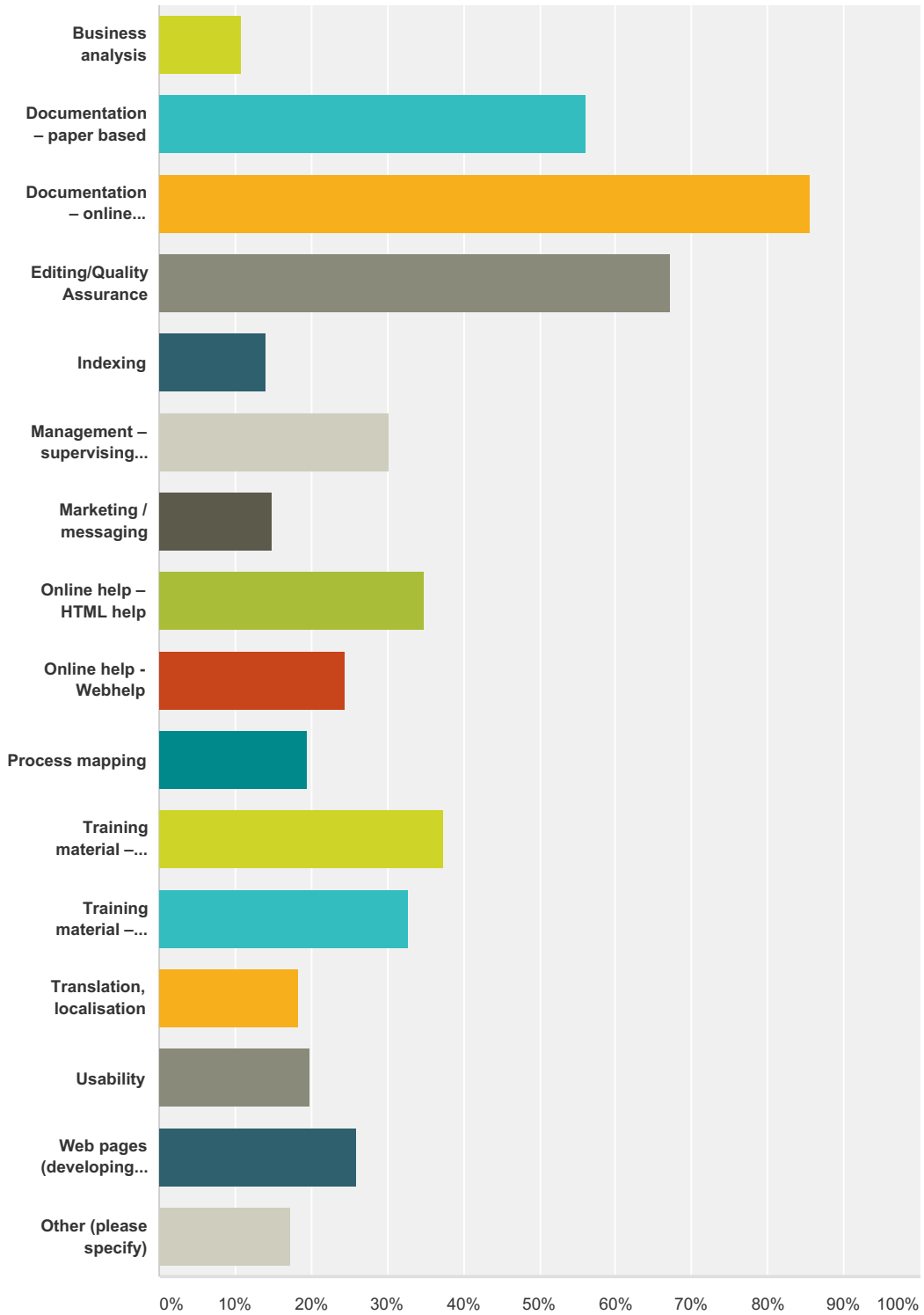
Answered: 199 Skipped: 4



Answer Choices	Responses	
1 (just me)	35.68%	71
2-5	39.70%	79
6-10	11.56%	23
11-15	4.52%	9
16 or more	8.54%	17
Total		199

Q8 What type of work do you do? (select all that apply)

Answered: 201 Skipped: 2



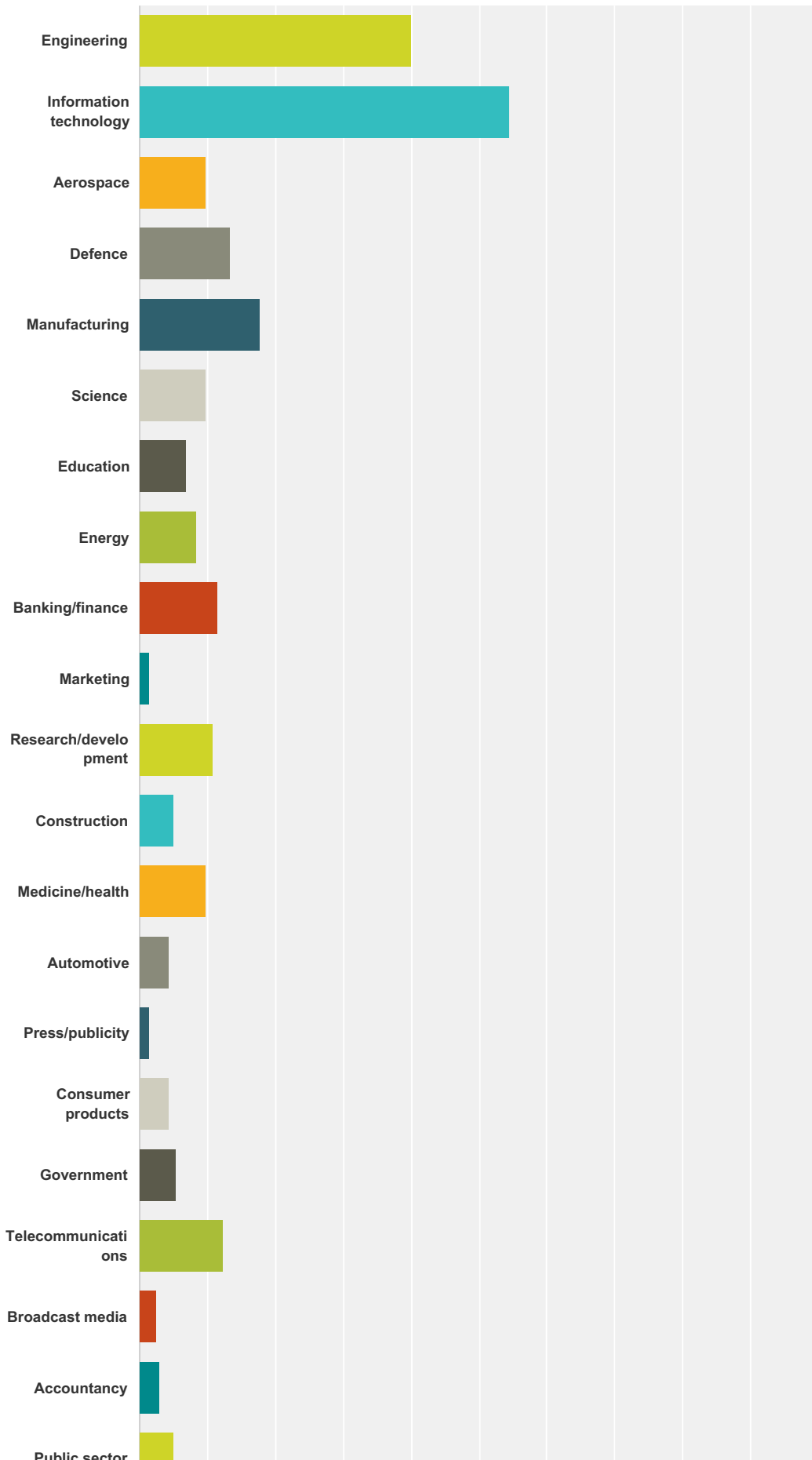
Answer Choices	Responses
Business analysis	10.95% 22
Documentation – paper based	56.22% 113
Documentation – online (intranet content; PDFs etc.)	85.57% 172

ISTC Survey 2017

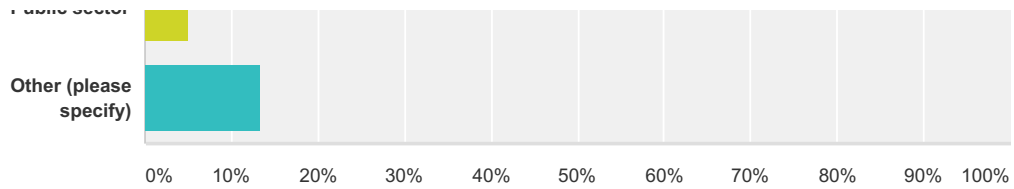
Editing/Quality Assurance	67.16%	135
Indexing	13.93%	28
Management – supervising other technical communicators	30.35%	61
Marketing / messaging	14.93%	30
Online help – HTML help	34.83%	70
Online help - Webhelp	24.38%	49
Process mapping	19.40%	39
Training material – printed manuals, workbooks etc.	37.31%	75
Training material – online content (demonstrations, videos, simulations etc.)	32.84%	66
Translation, localisation	18.41%	37
Usability	19.90%	40
Web pages (developing content)	25.87%	52
Other (please specify)	17.41%	35
Total Respondents: 201		

Q9 What sector(s) do you typically work in?

Answered: 202 Skipped: 1



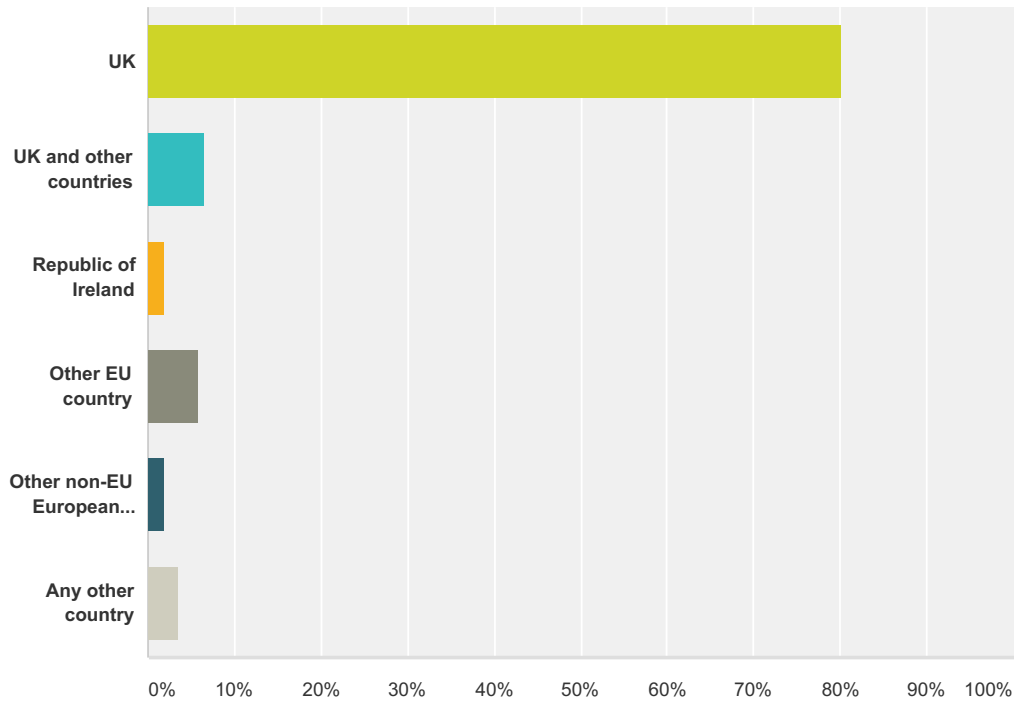
ISTC Survey 2017



Answer Choices	Responses	
Engineering	40.10%	81
Information technology	54.46%	110
Aerospace	9.90%	20
Defence	13.37%	27
Manufacturing	17.82%	36
Science	9.90%	20
Education	6.93%	14
Energy	8.42%	17
Banking/finance	11.39%	23
Marketing	1.49%	3
Research/development	10.89%	22
Construction	4.95%	10
Medicine/health	9.90%	20
Automotive	4.46%	9
Press/publicity	1.49%	3
Consumer products	4.46%	9
Government	5.45%	11
Telecommunications	12.38%	25
Broadcast media	2.48%	5
Accountancy	2.97%	6
Public sector	4.95%	10
Other (please specify)	13.37%	27
Total Respondents: 202		

Q10 Where do you generally work?

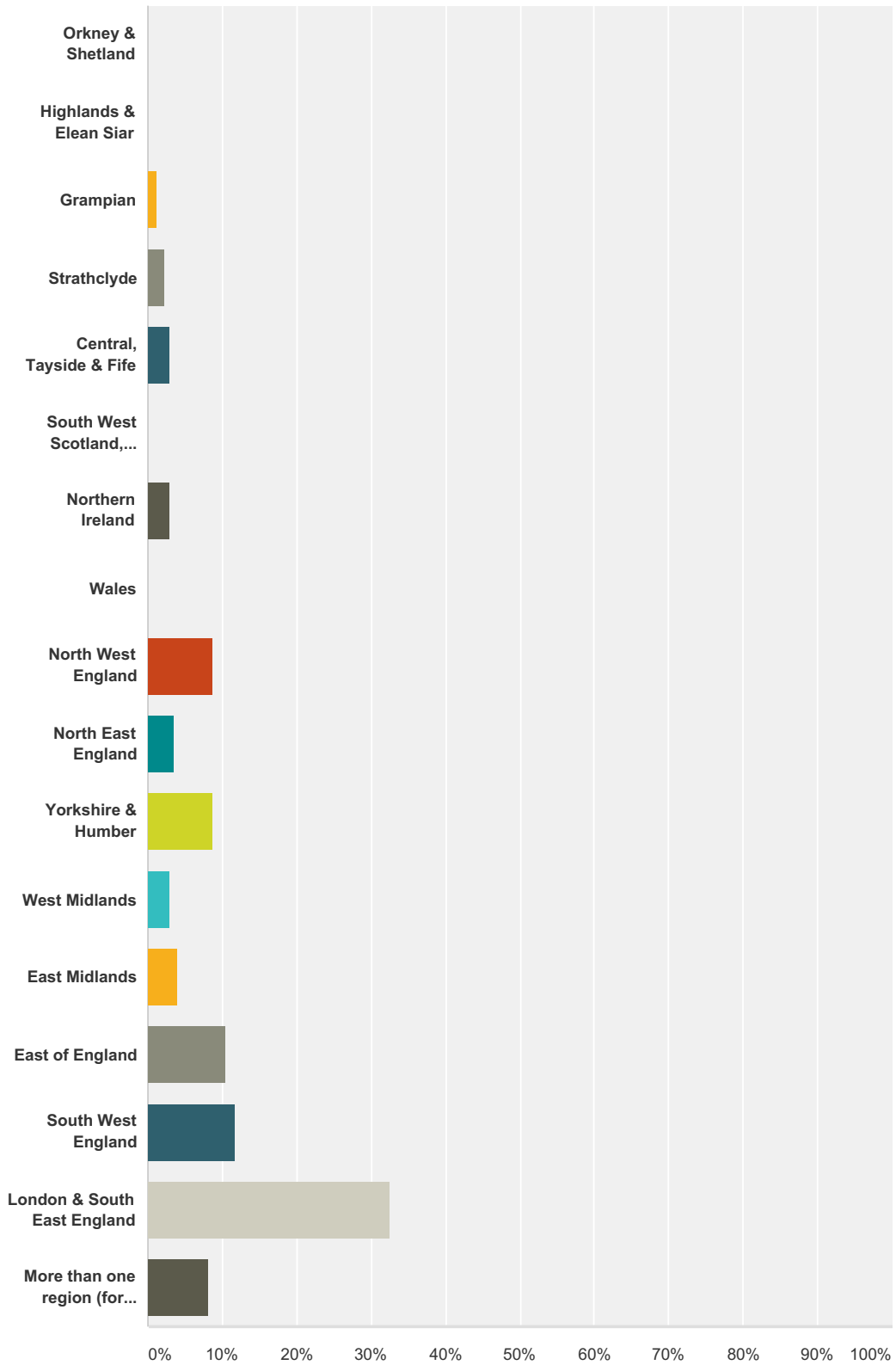
Answered: 202 Skipped: 1



Answer Choices	Responses	
UK	80.20%	162
UK and other countries	6.44%	13
Republic of Ireland	1.98%	4
Other EU country	5.94%	12
Other non-EU European country	1.98%	4
Any other country	3.47%	7
Total		202

Q11 If you answered "UK" to the previous question, please indicate the region of the UK where you generally work.

Answered: 172 Skipped: 31



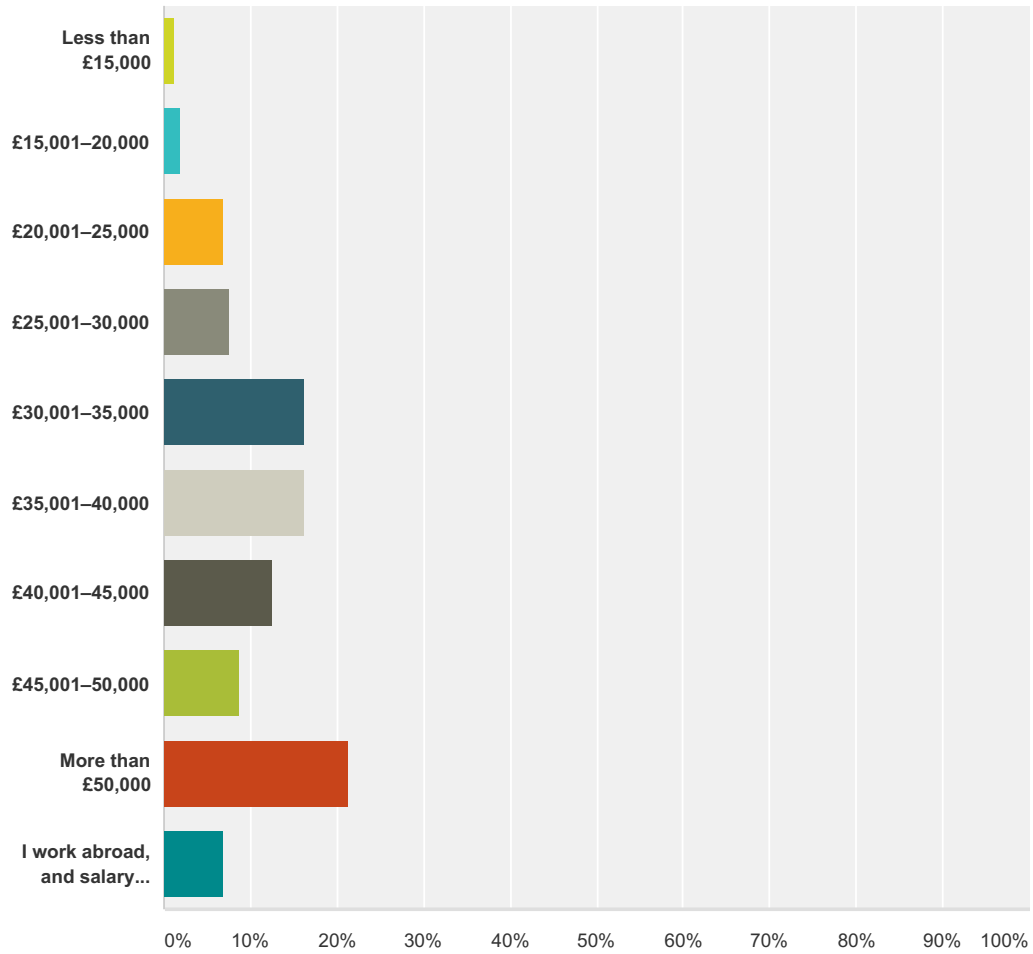
Answer Choices	Responses
Orkney & Shetland	0.00% 0

ISTC Survey 2017

Highlands & Elean Siar	0.00%	0
Grampian	1.16%	2
Strathclyde	2.33%	4
Central, Tayside & Fife	2.91%	5
South West Scotland, Lothian Borders	0.00%	0
Northern Ireland	2.91%	5
Wales	0.00%	0
North West England	8.72%	15
North East England	3.49%	6
Yorkshire & Humber	8.72%	15
West Midlands	2.91%	5
East Midlands	4.07%	7
East of England	10.47%	18
South West England	11.63%	20
London & South East England	32.56%	56
More than one region (for example, a contractor working on multiple projects, or an employee of a national organisation with projects in different locations)	8.14%	14
Total		172

Q12 For employees only: What is your annual gross salary?

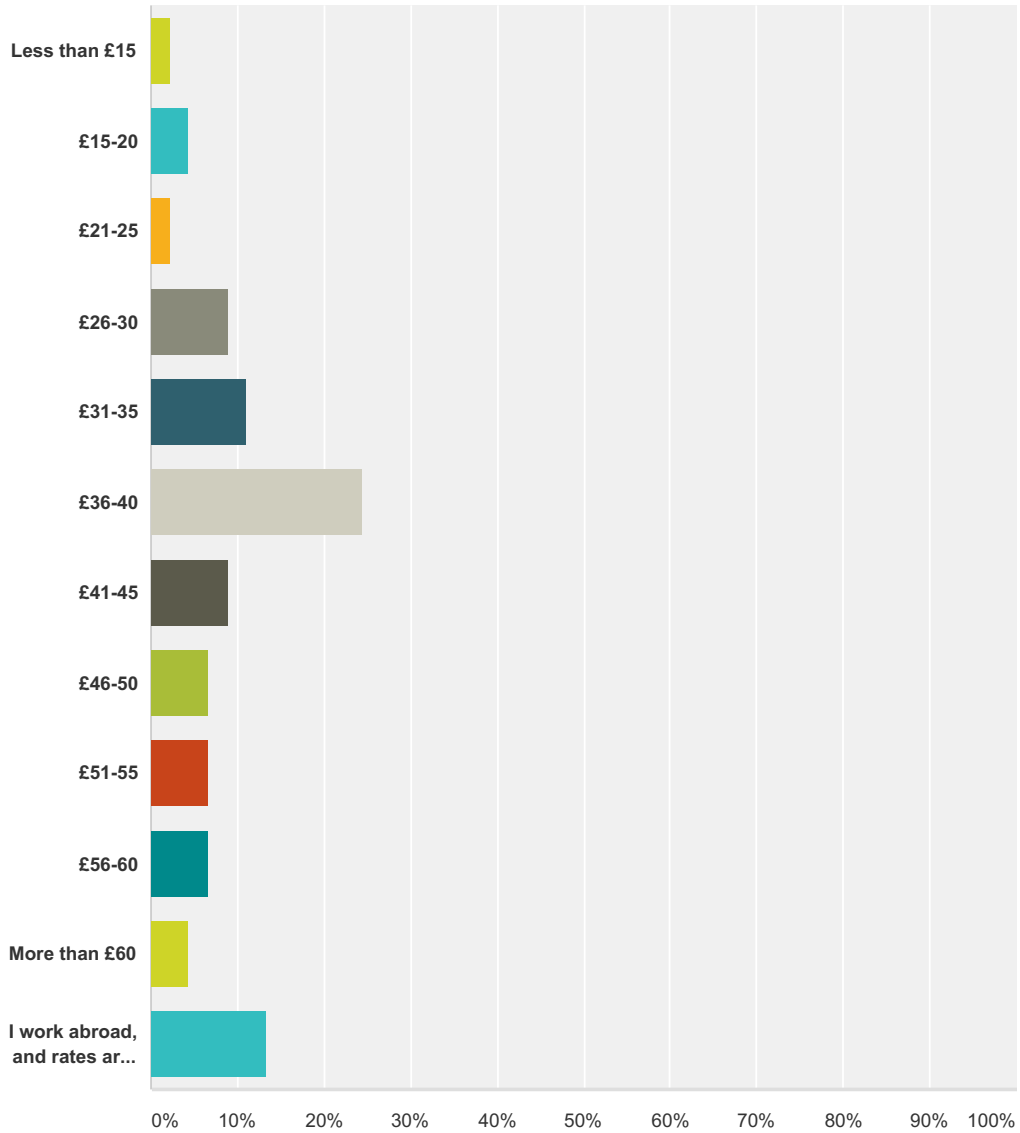
Answered: 159 Skipped: 44



Answer Choices	Responses
Less than £15,000	1.26% 2
£15,001–20,000	1.89% 3
£20,001–25,000	6.92% 11
£25,001–30,000	7.55% 12
£30,001–35,000	16.35% 26
£35,001–40,000	16.35% 26
£40,001–45,000	12.58% 20
£45,001–50,000	8.81% 14
More than £50,000	21.38% 34
I work abroad, and salary levels are not comparable	6.92% 11
Total	159

Q13 For contractors/self-employed only: In the last 3 months, what has been your average hourly rate for technical communication work?"

Answered: 45 Skipped: 158



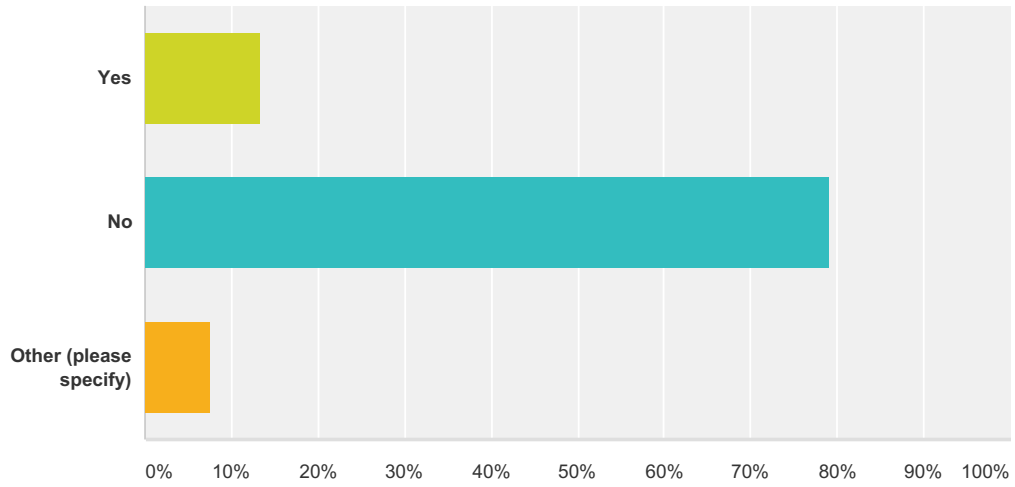
Answer Choices	Responses
Less than £15	2.22% 1
£15-20	4.44% 2
£21-25	2.22% 1
£26-30	8.89% 4
£31-35	11.11% 5
£36-40	24.44% 11
£41-45	8.89% 4
£46-50	6.67% 3

ISTC Survey 2017

£51-55	6.67%	3
£56-60	6.67%	3
More than £60	4.44%	2
I work abroad, and rates are not comparable	13.33%	6
Total		45

Q14 For employees only: Are you paid for overtime worked?

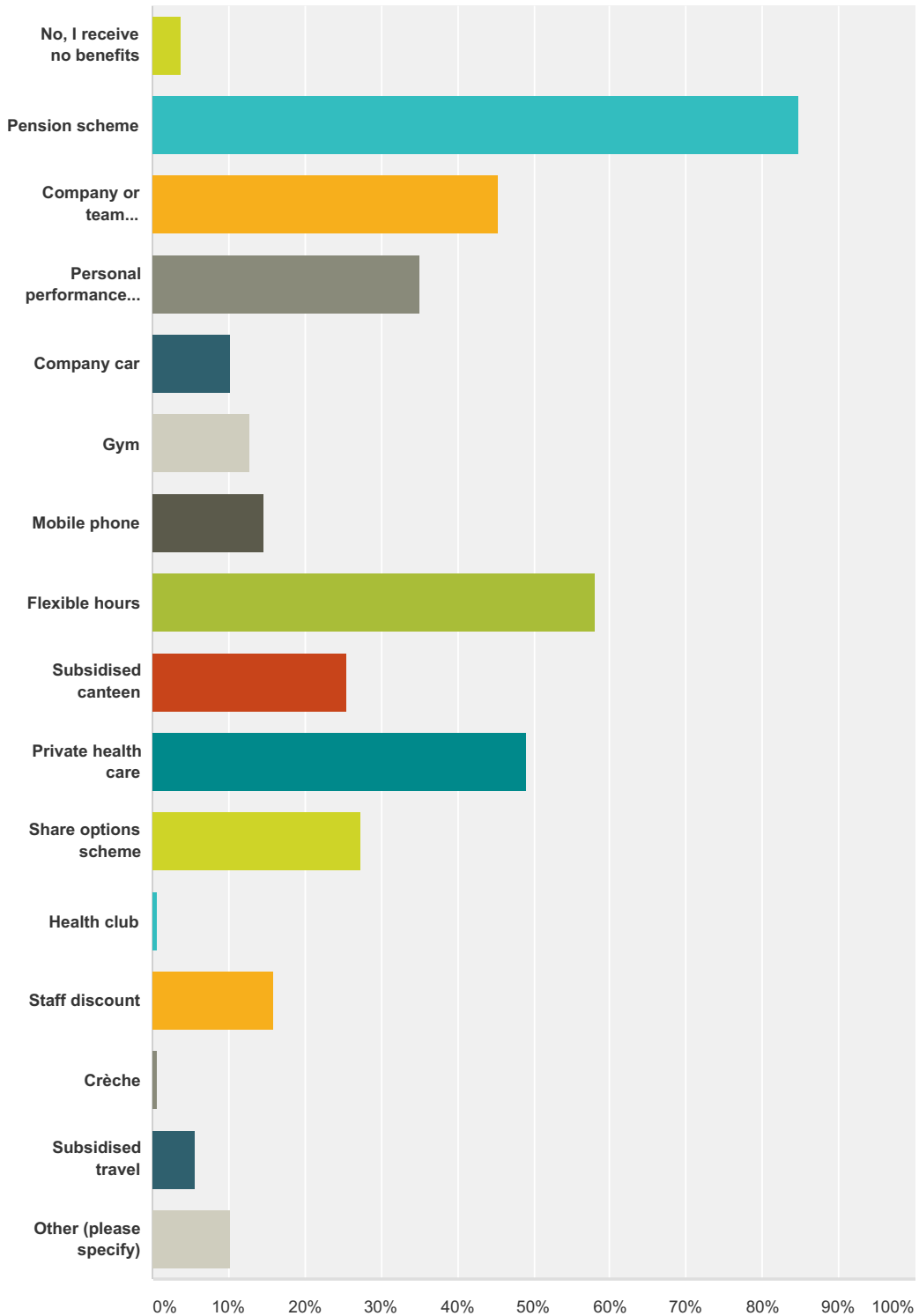
Answered: 158 Skipped: 45



Answer Choices	Responses	
Yes	13.29%	21
No	79.11%	125
Other (please specify)	7.59%	12
Total		158

Q15 For employees only: What additional benefits do you receive, if any? (select all that apply)

Answered: 157 Skipped: 46



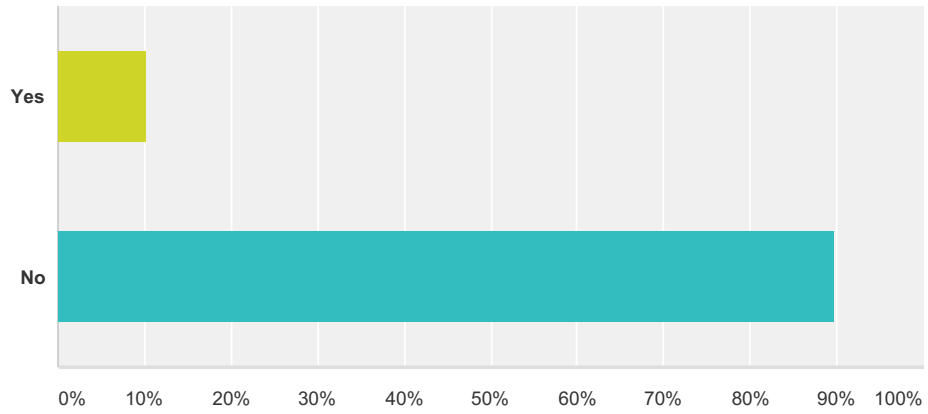
Answer Choices	Responses
No, I receive no benefits	3.82% 6
Pension scheme	84.71% 133

ISTC Survey 2017

Company or team performance bonus	45.22%	71
Personal performance bonus	35.03%	55
Company car	10.19%	16
Gym	12.74%	20
Mobile phone	14.65%	23
Flexible hours	57.96%	91
Subsidised canteen	25.48%	40
Private health care	49.04%	77
Share options scheme	27.39%	43
Health club	0.64%	1
Staff discount	15.92%	25
Crèche	0.64%	1
Subsidised travel	5.73%	9
Other (please specify)	10.19%	16
Total Respondents: 157		

Q16 For employees only: Have you changed jobs in the past 12 months?

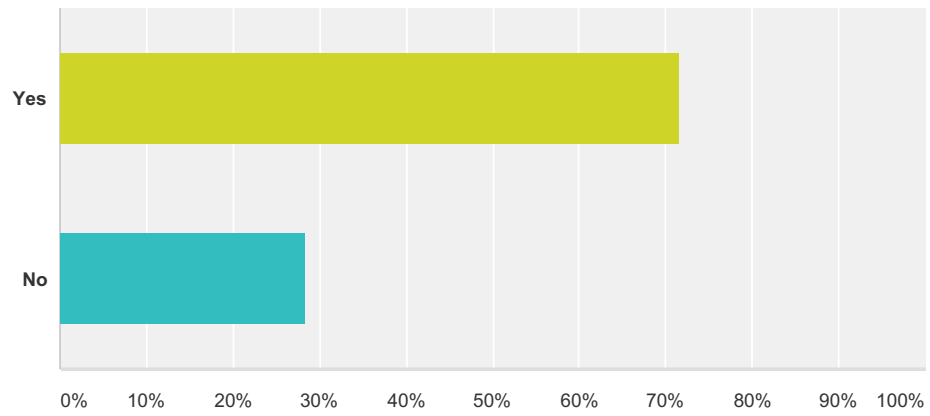
Answered: 155 Skipped: 48



Answer Choices	Responses	
Yes	10.32%	16
No	89.68%	139
Total		155

Q17 For employees only: Have you had a pay rise in the last 12 months?

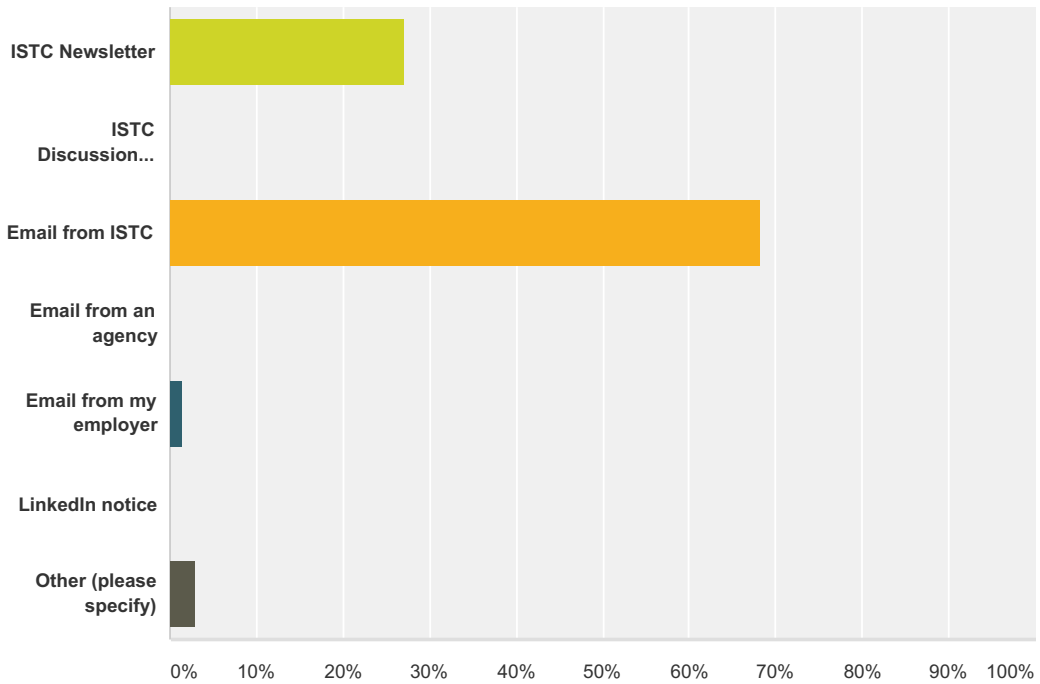
Answered: 155 Skipped: 48



Answer Choices	Responses	
Yes	71.61%	111
No	28.39%	44
Total		155

Q18 Where did you hear of this survey?

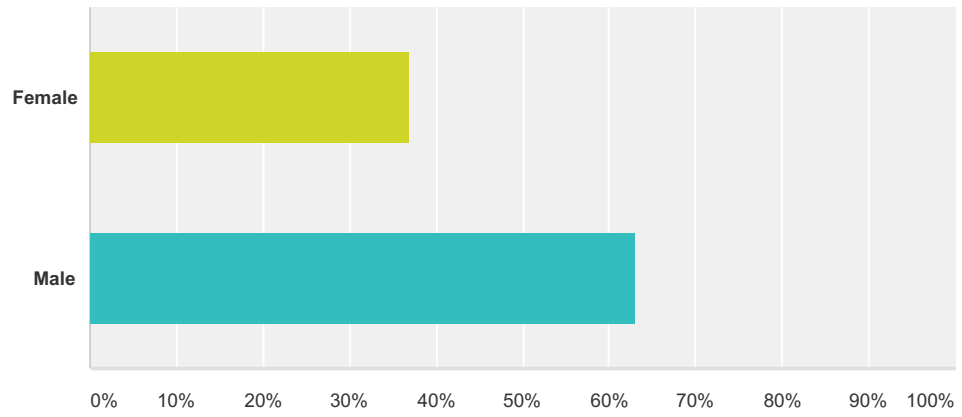
Answered: 202 Skipped: 1



Answer Choices	Responses	Count
ISTC Newsletter	27.23%	55
ISTC Discussion forum	0.00%	0
Email from ISTC	68.32%	138
Email from an agency	0.00%	0
Email from my employer	1.49%	3
LinkedIn notice	0.00%	0
Other (please specify)	2.97%	6
Total		202

Q19 Sex

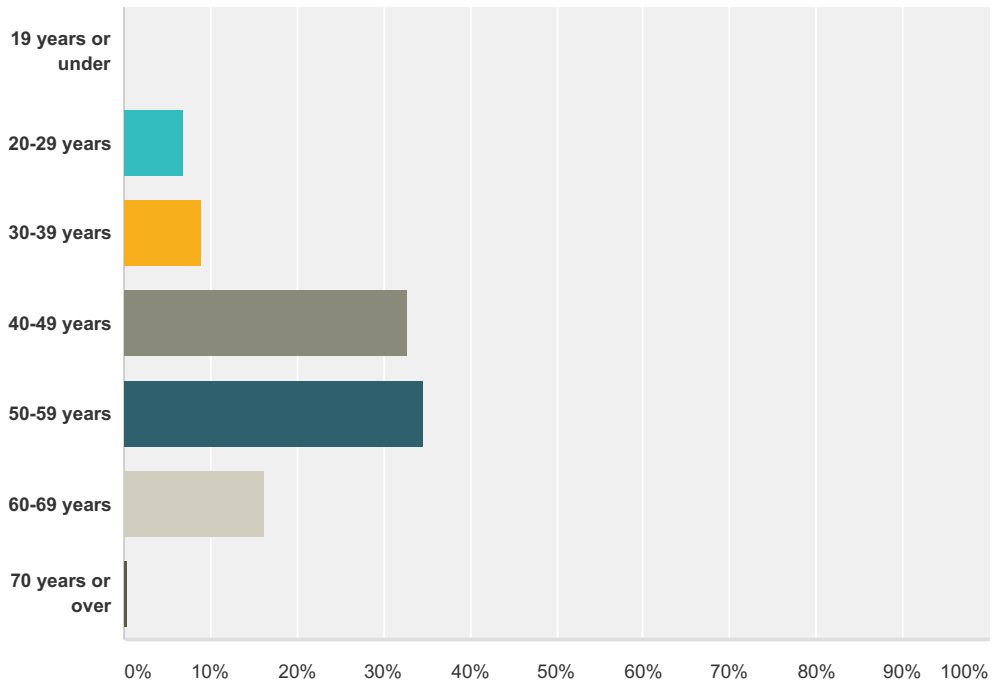
Answered: 200 Skipped: 3



Answer Choices	Responses	Count
Female	37.00%	74
Male	63.00%	126
Total		200

Q20 Age

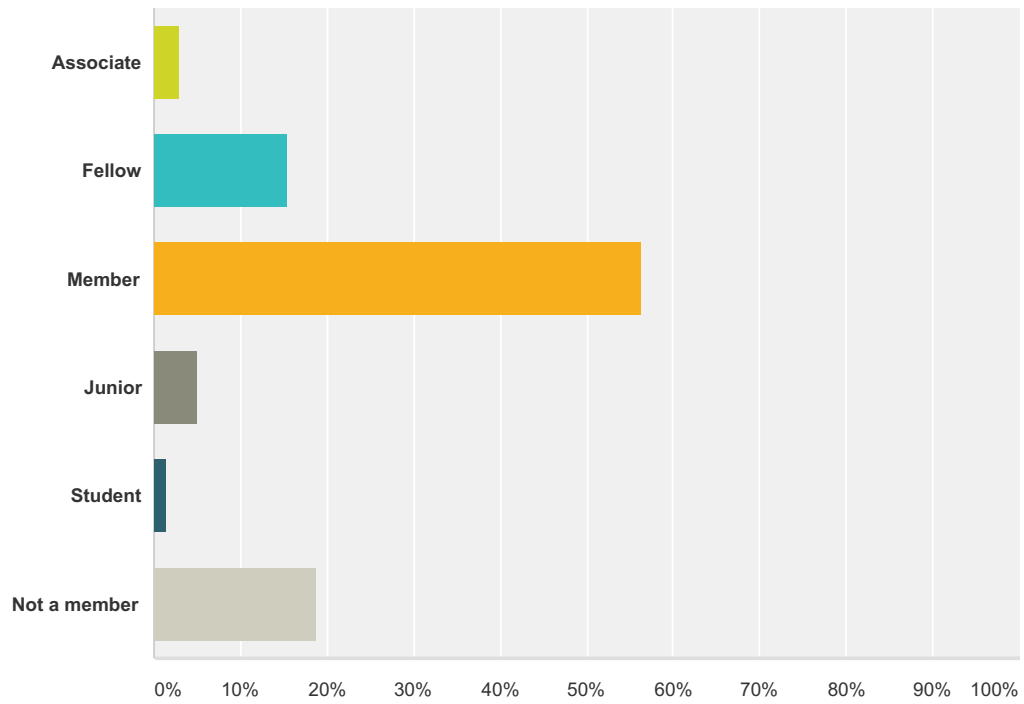
Answered: 202 Skipped: 1



Answer Choices	Responses	
19 years or under	0.00%	0
20-29 years	6.93%	14
30-39 years	8.91%	18
40-49 years	32.67%	66
50-59 years	34.65%	70
60-69 years	16.34%	33
70 years or over	0.50%	1
Total		202

Q21 Are you a member of the ISTC, and if so, what is your membership grade?

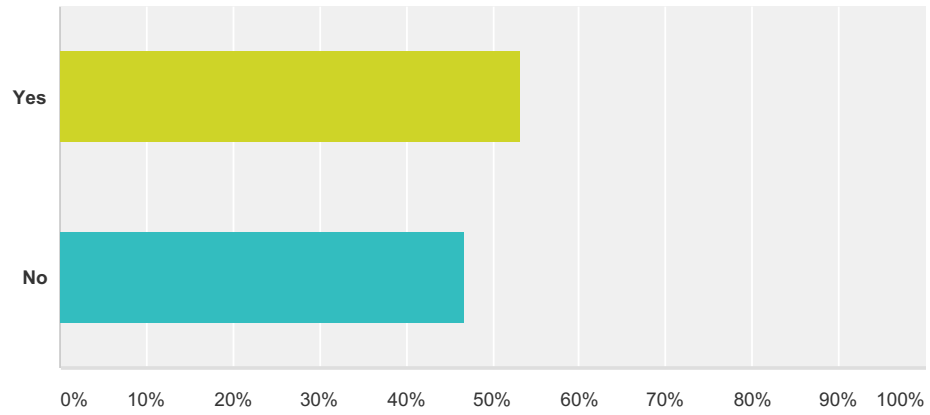
Answered: 202 Skipped: 1



Answer Choices	Responses
Associate	2.97% 6
Fellow	15.35% 31
Member	56.44% 114
Junior	4.95% 10
Student	1.49% 3
Not a member	18.81% 38
Total	202

Q22 If you are a Member or Fellow of the ISTC, do you use MISTC or FISTC after your name?

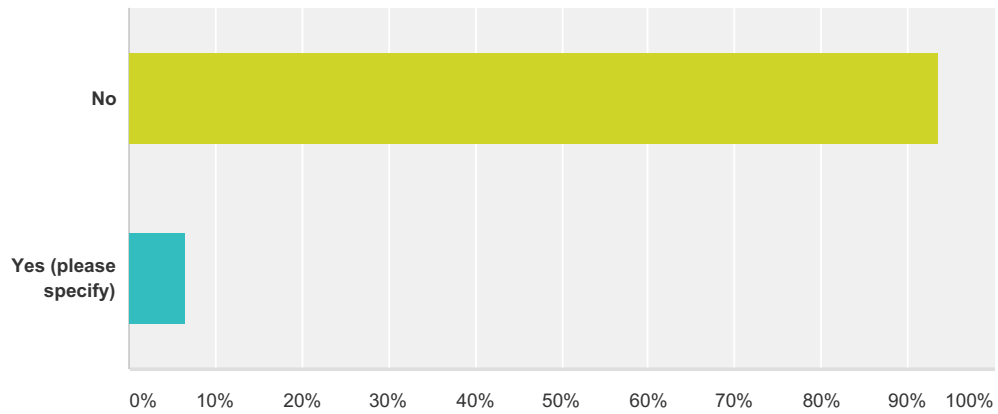
Answered: 152 Skipped: 51



Answer Choices	Responses	
Yes	53.29%	81
No	46.71%	71
Total		152

Q23 Do you belong to any other technical communication association?

Answered: 198 Skipped: 5



Answer Choices	Responses	
No	93.43%	185
Yes (please specify)	6.57%	13
Total		198